

# Brønsted Acid Catalyzed (4 + 2) Cyclocondensation of 3-Substituted Indoles with Donor–Acceptor Cyclopropanes

Alesandere Ortega, Uxue Uria,\* Tomás Tejero, Liher Prieto, Efraim Reyes, Pedro Merino,\* and Jose L. Vicario\*

Cite This: *Org. Lett.* 2021, 23, 2326–2331

Read Online

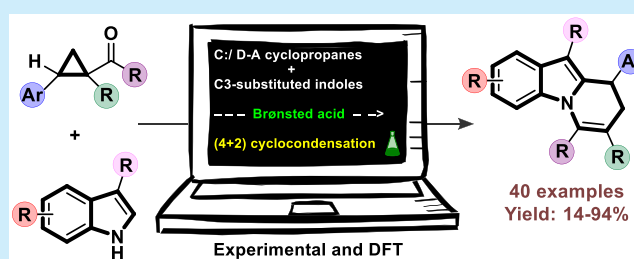
ACCESS |

Metrics & More

Article Recommendations

Supporting Information

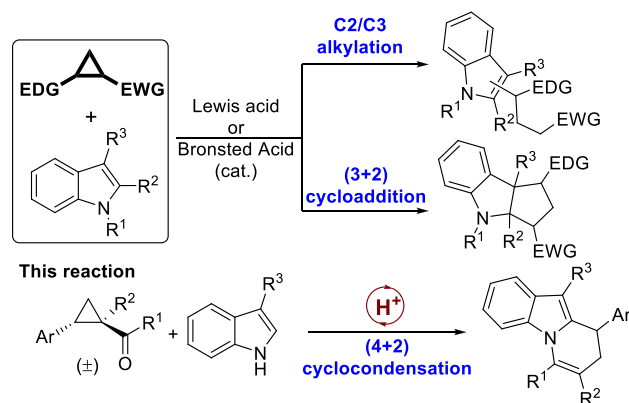
**ABSTRACT:** Acylcyclopropanes are employed as useful donor–acceptor cyclopropanes that undergo formal (4 + 2) cyclocondensation with *N*-unprotected 3-substituted indoles in the presence of a Brønsted acid catalyst. The reaction involves the simultaneous alkylation of both the *N* and *C*-2 positions of the indole and provides access to the 8,9-dihydropyrido[1,2-*a*]indole scaffold that is the central core of several biologically relevant indole alkaloids in excellent yields and good selectivities.



Donor–acceptor cyclopropanes (DAC) have demonstrated to be very useful functionalized reagents in modern organic synthesis.<sup>1</sup> These compounds have an enhanced tendency to undergo ring opening in the presence of an external reagent and/or a catalyst to release ring strain, which is also facilitated by the synergistic nature of the electron-withdrawing and electron-donating substituents that contributes to the stabilization of the zwitterionic species formed after the ring-opening event.<sup>2</sup> Despite this chemistry being well-known for decades, the use of these particular strained reagents as suitable substrates for the construction of carbocyclic and heterocyclic scaffolds through formal cycloaddition chemistry has experienced a renaissance in the past few years.<sup>3</sup> In particular, the chemical behavior of indoles when reacted with donor–acceptor cyclopropanes has been studied in detail by several research groups, showing that different products can be obtained depending on the reaction conditions or on the substitution pattern of the nucleophilic indole reagent (Scheme 1). In general, donor–acceptor cyclopropanes react with indoles providing the corresponding *C*2 or *C*3 alkylation products depending on whether substituents at these positions are already present or not at the starting indole reagent (Scheme 1a),<sup>4</sup> or alternatively, they undergo dearomatic (3 + 2) cycloaddition reaction leading to hexahydrocyclopenta[*b*]indoles (Scheme 1b).<sup>5</sup> In all cases, the initial ring opening has been reported to be possible through either Lewis acids or strong Brønsted acids as promoters.

We wish to report herein the interesting alternative behavior observed when a donor–acceptor cyclopropane incorporating an acyl moiety as the electron-withdrawing group reacts with *N*-unprotected *C*3-substituted indoles under Brønsted acid catalysis (Scheme 1c). In this case, indole acts as a double nucleophile<sup>6</sup> that, after *C*-2 alkylation, undergoes intramolecular condensation with the ketone moiety providing a

## Scheme 1. Reactivity of Indoles with DAC and the [4 + 2] Cyclocondensation Reaction Reported Herein



(4 + 2) cyclocondensation product with a general 8,9-dihydropyrido[1,2-*a*]indole architecture present in the core structure of many natural occurring indole alkaloids with relevant biological activity.<sup>7</sup> While there are many methods to access this scaffold,<sup>8</sup> the approach shown herein is unconventional and provides multiple possibilities for the introduction of variable substitution patterns. There is only one previous example of a (4 + 2) cyclocondensation between indoles and donor–acceptor cyclopropanes, but in this case the reaction

Received: February 8, 2021

Published: March 9, 2021


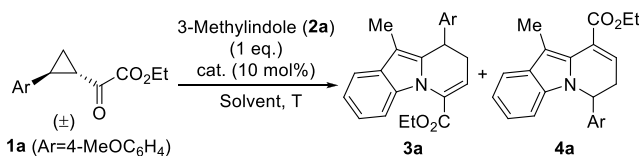


Table 1. Optimization of the Reaction<sup>a</sup>

entry	catalyst	solvent	T (°C)	time (h)	yield (%) <sup>b</sup>	3a/4a (%) <sup>c</sup>
1	(PhO) <sub>2</sub> P(O)OH	Toluene	50	72	50	1.8/1
2	AcOH	Toluene	50	72	<5	n.d. <sup>d</sup>
3	(+)-CSA	Toluene	50	12	69	1/1
4	CF <sub>3</sub> CO <sub>2</sub> H	Toluene	50	24	39	2.5/1
5	<i>p</i> -TsOH	Toluene	50	12	59	1.3/1
6	(PhO) <sub>2</sub> P(O)NHTf	Toluene	50	12	61	2.5/1
7	NHTf <sub>2</sub>	Toluene	50	12	51	3.8/1
8	Concd. HCl (aq.)	Toluene	50	12	66	1.2/1
9	(PhO) <sub>2</sub> P(O)NHTf	THF	50	12	<5	n.d. <sup>d</sup>
10	(PhO) <sub>2</sub> P(O)NHTf	CHCl <sub>3</sub>	50	12	63	2/1
11	(PhO) <sub>2</sub> P(O)NHTf	C <sub>6</sub> H <sub>6</sub>	50	12	61	2.5/1
12	(PhO) <sub>2</sub> P(O)NHTf	<i>m</i> -Xylene	50	12	59	2.5/1
13	(PhO) <sub>2</sub> P(O)NHTf	Toluene	r.t.	96	<5	n.d. <sup>d</sup>
14	(PhO) <sub>2</sub> P(O)NHTf	Toluene	100	2	60	5/1

<sup>a</sup>Reactions carried out with 0.05 mmol of **1a** and **2a**, using 10 mol % of catalyst in 0.25 mL of solvent until consumption of starting material.

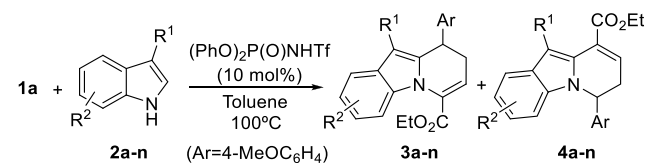
<sup>b</sup>Combined yield of both regioisomers. <sup>c</sup>Calculated by NMR analysis of crude reaction mixture. <sup>d</sup>n.d. = not determined.

involves the subsequent C2 and C3 alkylation to form a carbazole derivative as the final adduct.<sup>9</sup>

We initially optimized the experimental conditions for the reaction to proceed in the most efficient way, using cyclopropane **1a**<sup>10</sup> and 3-methyl-1H-indole (**2a**) as model substrates (Table 1). We first evaluated the performance of diphenylphosphoric acid as catalyst, observing the formation of the expected cyclocondensation adduct **3a**<sup>11</sup> together with minor amounts of regioisomeric product **4a** (entry 1). This compound arises from the competitive participation of the indole as an *N*-nucleophile reacting with the carbocation formed after the acid-catalyzed ring opening. Other acid catalysts were next surveyed, observing that less acidic acetic acid was unable to promote the reaction (entry 2) but more acidic Brønsted acids led to the formation of products **3a** and **4a** in varying ratios with similar levels of chemical efficiency (entries 3–8).

From all acids tested, *N*-trifluoromethanesulfonyl diphenylphosphoramidate was found to provide the best results in terms of overall yield and regioselectivity (entry 6). Solvents of varying nature were tested with this catalyst, and it was observed that moving to a more polar solvent like THF suppressed the reaction (entry 9) while changing to chloroform (entry 10) or other arenes (entries 11–12) did not result in any significant improvement in the outcome of the reaction. Finally, the effect of the temperature was also evaluated (entries 13–14). Lower temperatures were observed to suppress the reaction, while at higher temperatures the reaction proceeded with better yield and regioselectivity, obtaining the best results when the reaction was carried out at 100 °C (entry 14).

With an optimized protocol in hand, we next evaluated the applicability of this new transformation and the possibilities offered by the two reaction partners to incorporate structural diversity. We started by surveying the performance of indoles with a variable substitution pattern both at the 3-position or at other positions within the aryl moiety in combination with cyclopropane **1a** (Table 2). As it can be seen in this table, a

Table 2. Scope of the Reaction: Indole Reagent<sup>a</sup>

entry	indole ( <b>2</b> )	R <sup>1</sup>	R <sup>2</sup>	yield (%) <sup>b</sup>	3/4 (%) <sup>c</sup>
1	<b>2a</b>	Me	H	59 (50)	5:1
2	<b>2b</b>	Me	7-Me	58 (54)	13:1
3	<b>2c</b>	Me	6-OMe	61 (61)	>20:1
4	<b>2d</b>	Me	6-Me	60 (52)	6.1:1
5	<b>2e</b>	Me	6-F	65 (60)	10:1
6	<b>2f</b>	Me	5-OMe	50 (42)	5:1
7	<b>2g</b>	Et	H	56 (46)	4.3:1
8	<b>2h</b>	<sup>i</sup> Pr	H	25 (25)	>20:1
9	<b>2i</b>	<sup>t</sup> Bu	H	14 (14)	>20:1
10	<b>2j</b>	Bn	H	60 (47)	3.4:1
11	<b>2k</b>	CH <sub>2</sub> CH=CH <sub>2</sub>	H	57 (36)	1.5:1
12	<b>2l</b>	Ph	H	69 (62)	7.6:1
13	<b>2m</b>	4-FC <sub>6</sub> H <sub>4</sub>	H	82 (73)	8:1
14	<b>2n</b>	4-MeOC <sub>6</sub> H <sub>4</sub>	H	85 (79)	11:1

<sup>a</sup>All reactions were carried out at 0.05 mmol scale of **1a** and **2a–n**, with 10 mol % of cat. in 0.25 mL of toluene until consumption of starting material. <sup>b</sup>Combined yield of both regioisomers. Isolated yield of major adduct **3** is indicated in parentheses. <sup>c</sup>Calculated by NMR analysis of crude reaction mixture.

collection of 3-methylindole reagents with both electron-donating or electron-withdrawing substituents at the 5-, 6-, or 7-position provided the corresponding cyclocondensation products **3a–f** in good yields and with high selectivity (entries 1–6), only detecting the competitive formation of regioisomers **4a–f** in minor amounts in all cases. In addition, the reaction also demonstrated a wide scope with respect to the substituent placed at the 3-position of the indole reagent (entries 7–9), although the yield was significantly affected by

Table 3. Scope of the Reaction: Cyclopropane Reagent<sup>a</sup>

entry	1	2	5	R <sup>1</sup>	R <sup>2</sup>	R <sup>3</sup>	R <sup>4</sup>	Yield (%) <sup>b</sup>
1	1b	2a	5a	4-NO <sub>2</sub> C <sub>6</sub> H <sub>4</sub>	H	Me	H	80
2	1b	2m	5b	4-NO <sub>2</sub> C <sub>6</sub> H <sub>4</sub>	H	4-FC <sub>6</sub> H <sub>4</sub>	H	80
3	1b	2n	5c	4-NO <sub>2</sub> C <sub>6</sub> H <sub>4</sub>	H	4-MeOC <sub>6</sub> H <sub>4</sub>	H	92
4	1c	2n	5d	4-ClC <sub>6</sub> H <sub>4</sub>	H	4-MeOC <sub>6</sub> H <sub>4</sub>	H	90
5	1d	2n	5e	Ph	H	4-MeOC <sub>6</sub> H <sub>4</sub>	H	85
6	1e	2a	5f	Ph	CO <sub>2</sub> Et	Me	H	94
7	1e	2g	5g	Ph	CO <sub>2</sub> Et	Et	H	92
8	1e	2j	5h	Ph	CO <sub>2</sub> Et	Bn	H	81
9	1e	2l	5i	Ph	CO <sub>2</sub> Et	Ph	H	90
10	1e	2n	5j	Ph	CO <sub>2</sub> Et	4-MeOC <sub>6</sub> H <sub>4</sub>	H	86
11	1e	2m	5k	Ph	CO <sub>2</sub> Et	4-FC <sub>6</sub> H <sub>4</sub>	H	82
12	1e	2b	5l	Ph	CO <sub>2</sub> Et	Me	7-Me	54
13	1e	2d	5m	Ph	CO <sub>2</sub> Et	Me	6-Me	93
14	1e	2o	5n	Ph	CO <sub>2</sub> Et	Ph	6-MeO	79
15	1e	2p	5o	Ph	CO <sub>2</sub> Et	Ph	5-MeO	71
16	1e	2q	5p	Ph	CO <sub>2</sub> Et	Ph	6-F	87
17	1f	2l	5q	4-ClC <sub>6</sub> H <sub>4</sub>	CO <sub>2</sub> Et	Ph	H	90
18	1g	2l	5r	Me	CO <sub>2</sub> Bn	Ph	H	83
19 <sup>c</sup>	1h	2l	5s	Ph	H	Ph	H	72

<sup>a</sup>All reactions were carried out at 0.05 mmol scale of **1** and **2**, using 10 mol % of catalyst in 0.25 mL of toluene until consumption of starting material. <sup>b</sup>Isolated yield after purification. <sup>c</sup>Starting from cyclopropane **1h** (R<sup>1</sup> = Ph; R<sup>2</sup> = CO<sub>2</sub><sup>t</sup>Bu).

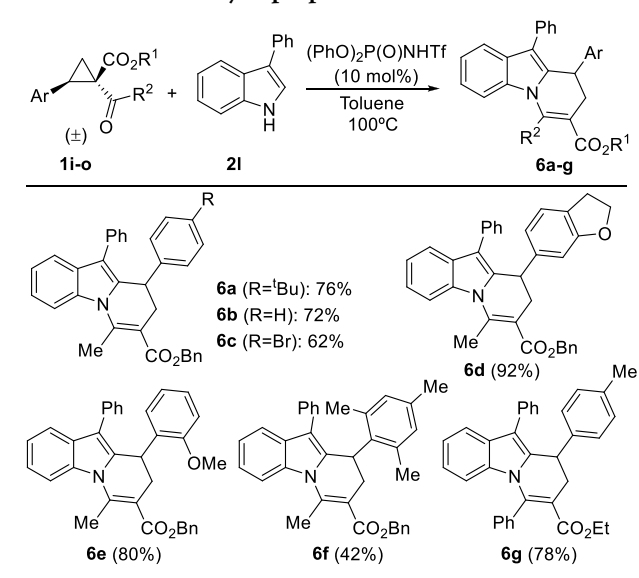
the steric bulk of this substituent. Finally, indoles with functionalized side chains such as benzyl or allyl (entries 10 and 11) and 3-aryl indoles also exhibited high reactivity, providing the desired cyclocondensation products in very high yields and regioselectivities (entries 12–14).

We next evaluated other cyclopropane substrates (Table 3), starting with cyclopropyl ketones **1b–d**. These reacted with a variety of 3-substituted indoles. In all cases, the exclusive formation of adducts **5a–e** occurred without any *N*-addition byproduct (entries 1–5). We next surveyed cyclopropane **1e** that incorporates two electron-withdrawing substituents as a potentially more reactive substrate. Indeed, the reaction with **2a** led to the exclusive formation of product **5f** in excellent yield (entry 6) and also without the presence of the competitive *N*-addition regioisomer. Other 3-substituted indoles were tested, performing with a similar level of efficiency (entries 7–11). We also evaluated the tolerance of the reaction toward the introduction of substituents at the 5-, 6-, or 7-position of the indole core, and in all cases, the reaction proceeded smoothly (entries 12–16). Changing the R<sup>1</sup> substituent at the acyl moiety was also found to be possible, as seen with the excellent performance of the reaction that provided adducts **5q**<sup>12</sup> and **5r** (entries 17 and 18). In addition, the alkoxy substituent at the ester moiety of the cyclopropane reagent can also be changed from ethoxy to benzyloxy without any negative effect (entry 18). Remarkably, when cyclopropane **1h** was employed (entry 19), the reaction took place together with spontaneous hydrolysis/decarboxylation, providing adduct **5s** in very high yield.

We also examined the scope of the reaction with respect to the possibility of incorporating different aryl substituents at the cyclopropane core different from the *p*-methoxyphenyl group

used to date (Scheme 2). Almost all substrates tested cleanly furnished the expected cyclocondensation products in excellent

### Scheme 2. Use of Cyclopropanes with Different EDG

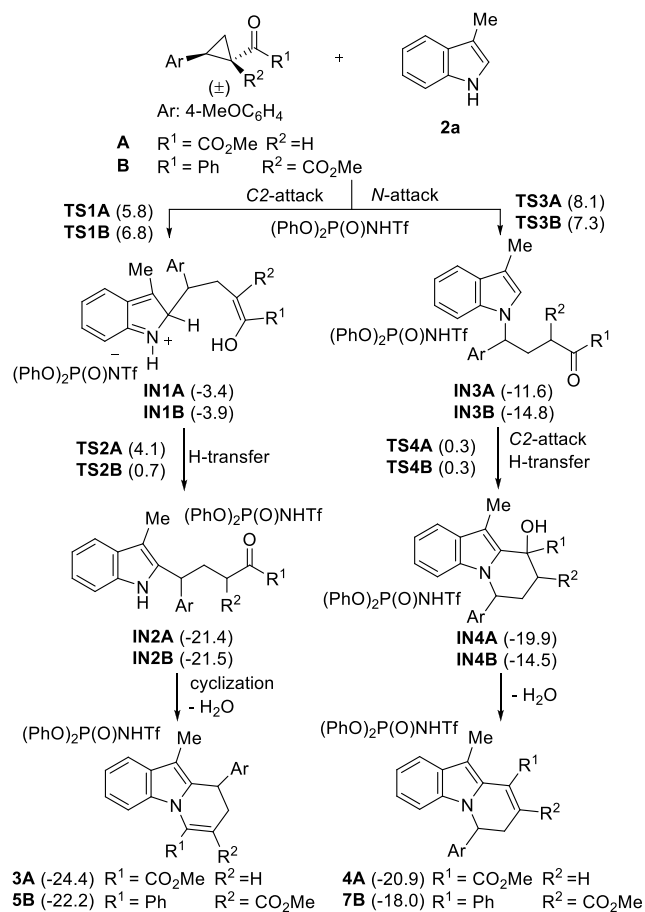


yield regardless of the nature of the substituent (compounds **6a–d** and **6g**) and the position in which this was placed within the aryl substituent (compounds **6e–f**). Interestingly, both phenyl-substituted cyclopropane and *p*-bromophenyl-substituted substrate performed excellently in the reaction (products **6b–c**), showing that there is no full need for a strong electron-donating substituent at the cyclopropane scaffold. This event

also opens the way to the use of related cyclopropanes without a clear donor–acceptor substitution pattern.

We studied the process in detail by DFT methods to provide a rationale of the observed results. We first studied the reaction of indole **2a** with cyclopropyl derivative **A** as a simplified analogue of substrate **1a**. At the same time, we also evaluated the reaction using model cyclopropane **B** that would lead selectively to the formation of product of general structure **5B**. Both attacks to C-2 and N of the indole moiety were considered<sup>13</sup> leading to adducts of type **3A** (or **5B**) and **4A** respectively (Scheme 3). The C-attack consists of two steps,

**Scheme 3. Two Favored Routes for the Reaction between Model Cyclopropanes A and B and 3-Methylindole 2a and the Calculated Energy Profiles (Relative Free Energies Given in kcal/mol)**



i.e., formation of intermediate **IN1A** and then **IN2A** after an H-transfer to recover indole aromaticity. Further cyclization of **IN2A** and dehydration lead to the final product. The alternative pathway leading to adducts of type **4A** involves the N-attack that results in the formation of **IN3A** (actually the direct product is the enol form; see Supporting Information (SI)) which through concomitant C2-attack to the carbonyl moiety and H-transfer yields **IN4A**, which after dehydration provides the final product. The calculated energies for these intermediates and the associated TS are also shown in Scheme 3. For both C-2 and N-attacks, the first step in which the nucleophile-induced cyclopropane ring opening takes place is the rate limiting step. For both cases **A** and **B**, the C-2 attack is preferred over the N-attack, which showed to be higher in

energy, and this would explain the more selective formation of adduct **5B** for this particular type of highly activated donor–acceptor cyclopropanes. Several diastereomers can be formed during the process; the lower energy route has been considered in each case (for the complete study, see SI).

In conclusion, we have developed a Brønsted acid catalyzed procedure for performing an unexplored (4 + 2) cyclocondensation between donor–acceptor cyclopropanes and C3-substituted indoles. The methodology described herein presents a broad scope regarding both counterparts of the reaction, providing the corresponding 8,9-dihydropyrido[1,2-*a*]indoles in good yields and with an excellent level of selectivity. This reactivity pattern is particularly attractive, as it shows the alternative behavior of *N*-unprotected C3-substituted indoles, in which N and C-2 positions are simultaneously alkylated due to their double nucleophilic character and also forced by the presence of the C3-substituent of the indole that directs the initial alkylation step to the C-2-position. Moreover, mechanistic investigations based on computational studies are in concordance with the observed experimental results.

## ■ ASSOCIATED CONTENT

### Supporting Information

The Supporting Information is available free of charge at <https://pubs.acs.org/doi/10.1021/acs.orglett.1c00470>.

Experimental procedures, characterization data of all new compounds and copies of <sup>1</sup>H and <sup>13</sup>C NMR spectra; reaction coordinates, computational details and Cartesian coordinates of all stationary points (PDF)

## Accession Codes

CCDC 2060969 contains the supplementary crystallographic data for this paper. These data can be obtained free of charge via [www.ccdc.cam.ac.uk/data\\_request/cif](http://www.ccdc.cam.ac.uk/data_request/cif), or by emailing [data\\_request@ccdc.cam.ac.uk](mailto:data_request@ccdc.cam.ac.uk), or by contacting The Cambridge Crystallographic Data Centre, 12 Union Road, Cambridge CB2 1EZ, UK; fax: +44 1223 336033.

## ■ AUTHOR INFORMATION

### Corresponding Authors

**Uxue Uria** – Department of Organic and Inorganic Chemistry, University of the Basque Country (UPV/EHU), 48080 Bilbao, Spain; [orcid.org/0000-0003-0372-7005](https://orcid.org/0000-0003-0372-7005); Email: [uxue.uria@ehu.es](mailto:uxue.uria@ehu.es)

**Pedro Merino** – Instituto de Biocomputación y Física de Sistemas Complejos (BIFI), Universidad de Zaragoza, 50009 Zaragoza, Spain; [orcid.org/0000-0002-2202-3460](https://orcid.org/0000-0002-2202-3460); Email: [pmerino@unizar.es](mailto:pmerino@unizar.es)

**Jose L. Vicario** – Department of Organic and Inorganic Chemistry, University of the Basque Country (UPV/EHU), 48080 Bilbao, Spain; [orcid.org/0000-0001-6557-1777](https://orcid.org/0000-0001-6557-1777); Email: [jose Luis.vicario@ehu.es](mailto:jose Luis.vicario@ehu.es)

### Authors

**Alesandere Ortega** – Department of Organic and Inorganic Chemistry, University of the Basque Country (UPV/EHU), 48080 Bilbao, Spain

**Tomás Tejero** – Instituto de Síntesis Química y Catálisis Homogénea (ISQCH), Universidad de Zaragoza, CSIC, 50009 Zaragoza, Spain

**Liher Prieto** – Department of Organic and Inorganic Chemistry, University of the Basque Country (UPV/EHU), 48080 Bilbao, Spain; [orcid.org/0000-0001-7965-7168](https://orcid.org/0000-0001-7965-7168)  
**Efraim Reyes** – Department of Organic and Inorganic Chemistry, University of the Basque Country (UPV/EHU), 48080 Bilbao, Spain; [orcid.org/0000-0003-2038-9925](https://orcid.org/0000-0003-2038-9925)

Complete contact information is available at:

<https://pubs.acs.org/10.1021/acs.orglett.1c00470>

## Notes

The authors declare no competing financial interest.

## ACKNOWLEDGMENTS

This research was supported by the Spanish MINECO (PID2019-104090RB-I00 and FEDER-CTQ2016-76155-R), Basque Government (IT908-16), UPV/EHU (fellowship to A.O.), and Government of Aragón (Grupos Consolidados, E34\_20R). The authors thankfully acknowledge the resources from the supercomputers “Memento” and “Cierzo”, technical expertise, and assistance provided by BIFI-ZCAM (Universidad de Zaragoza, Spain)”

## REFERENCES

- (1) Selected reviews: (a) Pirenne, V.; Muriel, B.; Waser, J. Catalytic enantioselective ring opening reactions of cyclopropanes. *Chem. Rev.* **2021**, *121*, 227–263. (b) Werz, D. B.; Biju, A. T. Uncovering the Neglected Similarities of Arynes and Donor–Acceptor Cyclopropanes. *Angew. Chem., Int. Ed.* **2020**, *59*, 3385–3398. (c) Budynina, E. M.; Ivanov, K. L.; Sorokin, I. D.; Melnikov, M. Y. Ring Opening of Donor–Acceptor Cyclopropanes with N-Nucleophiles. *Synthesis* **2017**, *49*, 3035–3068. (d) Ganesh, V.; Sridhar, P. R.; Chandrasekaran, S. Synthetic Applications of Carbohydrate-derived Donor–Acceptor Cyclopropanes. *Isr. J. Chem.* **2016**, *56*, 417–430. (e) O'Connor, N. R.; Wood, J. L.; Stoltz, B. M. Synthetic Applications and Methodological Developments of Donor–Acceptor Cyclopropanes and Related Compounds. *Isr. J. Chem.* **2016**, *56*, 431–444. (f) Wang, L.; Tang, Y. Asymmetric Ring-Opening Reactions of Donor–Acceptor Cyclopropanes and Cyclobutanes. *Isr. J. Chem.* **2016**, *56*, 463–475. (g) Reiser, O. Catalytic Conversion of Furans and Pyrroles to Natural Products and Analogues Utilizing Donor–Acceptor Substituted Cyclopropanes as Key Intermediates. *Isr. J. Chem.* **2016**, *56*, 531–539. (h) Novikov, R. A.; Tomilov, Y. V. Dimerization of Donor–Acceptor Cyclopropanes. *Mendeleev Commun.* **2015**, *25*, 1–10. (i) Cavitt, M. A.; Phun, L. H.; France, S. Intramolecular Donor–Acceptor Cyclopropane Ring-Opening Cyclizations. *Chem. Soc. Rev.* **2014**, *43*, 804–818. (j) Schneider, T. F.; Kaschel, J.; Werz, D. B. A New Golden Age for Donor–Acceptor Cyclopropanes. *Angew. Chem., Int. Ed.* **2014**, *53*, 5504–5523. (k) Carson, C. A.; Kerr, M. A. Heterocycles From Cyclopropanes: Applications in Natural Product Synthesis. *Chem. Soc. Rev.* **2009**, *38*, 3051–306. (l) Yu, M.; Pagenkopf, B. L. Recent Advances in Donor–Acceptor (DA) Cyclopropanes. *Tetrahedron* **2005**, *61*, 321–347. (m) Reissig, H.-U.; Zimmer, R. Donor–Acceptor-Substituted Cyclopropane Derivatives and Their Application in Organic Synthesis. *Chem. Rev.* **2003**, *103*, 1151–1196.
- (2) Kreft, A.; Lücht, A.; Grunenberg, J.; Jones, P. G.; Werz, D. B. Kinetic Studies of Donor–Acceptor Cyclopropanes: The Influence of Structural and Electronic Properties on the Reactivity. *Angew. Chem., Int. Ed.* **2019**, *58*, 1955–1959.
- (3) Selected reviews: (a) Pagenkopf, B. L.; Vemula, N. Cycloadditions of Donor–Acceptor Cyclopropanes and Nitriles. *Eur. J. Org. Chem.* **2017**, *2017*, 2561–2567. (b) Talukdar, R.; Saha, A.; Ghorai, M. K. Domino-Ring Opening-Cyclization (DROC) of Donor–Acceptor (DA) Cyclopropanes. *Isr. J. Chem.* **2016**, *56*, 445–453. (c) Kerr, M. A. The Annulation of Nitrones and Donor–Acceptor Cyclopropanes: A Personal Account of our Adventures to Date. *Isr. J. Chem.* **2016**, *56*, 476–487. (d) Pandey, A. K.; Ghosh, A.; Banerjee, P. Reactivity of Donor–Acceptor Cyclopropanes with Saturated and Unsaturated Heterocyclic Compounds. *Isr. J. Chem.* **2016**, *56*, 512–521. (e) Candish, L.; Gillard, R. M.; Fernando, J. E. M.; Levens, A.; Lupton, D. W. All-carbon N-heterocyclic Carbene-catalyzed (3 + 2) Annulation using Donor–Acceptor Cyclopropanes. *Isr. J. Chem.* **2016**, *56*, 522–530. (f) Grover, H. K.; Emmett, M. R.; Kerr, M. A. Carbocycles from donor–acceptor cyclopropanes. *Org. Biomol. Chem.* **2015**, *13*, 655–671. (g) Mel'nikov, M. Y.; Budynina, E. M.; Ivanova, O. A.; Trushkov, I. V. Recent advances in Ring-Forming Reactions of Donor–Acceptor Cyclopropanes. *Mendeleev Commun.* **2011**, *21*, 293–301. (h) Lebold, T. P.; Kerr, M. A. Intramolecular Annulations of Donor–Acceptor Cyclopropanes. *Pure Appl. Chem.* **2010**, *82*, 1797–1812.
- (4) (a) Irwin, L. C.; Renwick, C. R.; Kerr, M. A. Nucleophilic Opening of Donor–Acceptor Cyclopropanes with Indoles via Hydrogen Bond Activation with 1,1,1,3,3,3-Hexafluoroisopropanol. *J. Org. Chem.* **2018**, *83*, 6235–6242. (b) Lee, J.; Ko, K. M.; Kim, S.-G. Ni(ClO<sub>4</sub>)<sub>2</sub>-Catalyzed Friedel–Crafts Reaction of Coumarin-Fused Donor–Acceptor Cyclopropanes with Indoles: Stereoselective Synthesis of trans-3,4-Disubstituted-3,4-dihydrocoumarins. *Eur. J. Org. Chem.* **2018**, *2018*, 4166–4170. (c) de Nanteuil, F.; Loup, J.; Waser, J. Catalytic Friedel–Crafts Reaction of Aminocyclopropanes. *Org. Lett.* **2013**, *15*, 3738–3741. (d) Emmett, M. R.; Kerr, M. A. Nucleophilic Ring Opening of Cyclopropane Hemimalonates Using Internal Brønsted Acid Activation. *Org. Lett.* **2011**, *13*, 4180–4183. (e) Bajtos, B.; Pagenkopf, B. L. Synthesis of Tetrahydroisoquino-carbazoles via C-2 Alkylation of Indoles with 2-Alkoxy-cyclopropanoate Esters. *Org. Lett.* **2009**, *11*, 2780–2783. (f) England, D. B.; Woo, T. K.; Kerr, M. A. The Reactions of 3-Alkylindoles with Cyclopropanes: An Unusual Rearrangement Leading to 2,3-Disubstitution. *Can. J. Chem.* **2002**, *80*, 992–998. (g) Harrington, P.; Kerr, M. A. The High Pressure Reaction of Cyclopropanes with Indoles Catalyzed by Ytterbium Triflate. *Tetrahedron Lett.* **1997**, *38*, 5949–5952. For an enantioselective versions, see: (h) Wales, S. M.; Walker, M. M.; Johnson, J. S. Asymmetric Synthesis of Indole Homo-Michael Adducts via Dynamic Kinetic Friedel–Crafts Alkylation with Cyclopropanes. *Org. Lett.* **2013**, *15*, 2558–2561. (i) Perrotta, D.; Wang, M.-M.; Waser, J. Lewis Acid Catalyzed Enantioselective Desymmetrization of Donor–Acceptor meso-Diaminocyclopropanes. *Angew. Chem., Int. Ed.* **2018**, *57*, 5120–5123. (j) Trost, B. M.; Bai, W.-J.; Hohn, C.; Bai, Y.; Cregg, J. J. Palladium-Catalyzed Asymmetric Allylic Alkylation of 3-Substituted 1H-Indoles and Tryptophan Derivatives with Vinylcyclopropanes. *J. Am. Chem. Soc.* **2018**, *140*, 6710–6717. For an intramolecular version, see: (k) De Simone, F.; Gertsch, J.; Waser, J. Catalytic Selective Cyclizations of Aminocyclopropanes: Formal Synthesis of Aspidospermidine and Total Synthesis of Goniomitine. *Angew. Chem., Int. Ed.* **2018**, *57*, 5767–5770.
- (5) (a) Laugeois, M.; Ling, J.; Féraud, C.; Michelet, V.; Ratovelomanana-Vidal, V.; Vitale, M. R. Palladium(0)-Catalyzed Dearomative [3 + 2] Cycloaddition of 3-Nitroindoles with Vinylcyclopropanes: An Entry to Stereodefined 2,3-Fused Cyclopentannulated Indoline Derivatives. *Org. Lett.* **2017**, *19*, 2266–2269. (b) Bajtos, B.; Yu, M.; Zhao, H.; Pagenkopf, B. L. C-2/C-3 Annulation and C-2 Alkylation of Indoles with 2-Alkoxy-cyclopropanoate Esters. *J. Am. Chem. Soc.* **2007**, *129*, 9631–9634. (c) Venkatesh, C.; Singh, P. P.; Ila, H.; Junjappa, H. Highly Diastereoselective [3 + 2] Cyclopenta[b]-annulation of Indoles with 2-Arylcyclopropyl Ketones and Diesters. *Eur. J. Org. Chem.* **2006**, *2006*, 5378–5386. (d) England, D. B.; Kuss, T. D. O.; Keddy, R. G.; Kerr, M. A. Cyclopentannulation of 3-Alkylindoles: A Synthesis of a Tetracyclic Subunit of the Kopsane Alkaloids. *J. Org. Chem.* **2001**, *66*, 4704–4709. (e) Kerr, M. A.; Keddy, R. G. The Annulation of 3-Alkylindoles with 1,1-Cyclopropanediester. *Tetrahedron Lett.* **1999**, *40*, 5671–5675. For an enantioselective version, see: (f) Xiong, H.; Xu, H.; Liao, S.; Xie, Z.; Tang, Y. Copper-Catalyzed Highly Enantioselective Cyclopentannulation of Indoles with Donor–Acceptor Cyclopropanes. *J. Am. Chem. Soc.* **2013**, *135*, 7851–7854. For an intramolecular version, see: (g) Zhu, J.; Liang, Y.; Wang, L.; Zheng, Z.-B.; Houk, K. N.; Tang, Y.

Remote Ester Groups Switch Selectivity: Diastereodivergent Synthesis of Tetracyclic Spiroindolines. *J. Am. Chem. Soc.* **2014**, *136*, 6900–6903. For a (3 + 2) reaction employing N and C2 of indole, see: (h) Tanaka, M.; Ubukata, M.; Matsuo, T.; Yasue, K.; Matsumoto, K.; Kajimoto, Y.; Ogo, T.; Inaba, T. One-Step Synthesis of Heteroaromatic-Fused Pyrrolidines via Cyclopropane Ring-Opening Reaction: Application to the PKC $\beta$  Inhibitor JTT-010. *Org. Lett.* **2007**, *9*, 3331–3334.

(6) Hydrazines have also been reported to react as 1,2-nucleophiles in the reaction with cyclopropylcarboxylates with an electron-donating substituent: (a) Reichelt, I.; Reissig, H.-U. Eine einfache und flexible Synthese für 4,5-Dihydro-2H-3-pyridazinone. *Synthesis* **1984**, *1984*, 786–787. (b) Gladow, D.; Reissig, H.-U. Synthesis of Perfluoroalkyl-Substituted  $\gamma$ -Lactones and 4,5-Dihydropyridazin-3(2H)-ones via Donor-Acceptor Cyclopropanes. *Helv. Chim. Acta* **2012**, *95*, 1818–1830. See also: (c) Robinson, B.; Khan, M. I.; Shaw, M. J. The Fischer indolisation of cyclopropyl phenyl ketone and cyclobutyl phenyl ketone phenylhydrazones. *J. Chem. Soc., Perkin Trans. 1* **1987**, *1*, 2265–2267. (d) Salikov, R. F.; Belyy, A. Y.; Tomilov, Y. V. The rearrangement of cyclopropylketone arylhydrazones. Synthesis of tryptamines and tetrahydropyridazines. *Tetrahedron Lett.* **2014**, *55*, 5936–5939. (e) Dey, R.; Kumar, P.; Banerjee, P. Lewis Acid Catalyzed Annulation of Cyclopropane Carbaldehydes and Aryl Hydrazines: Construction of Tetrahydropyridazines and Application Toward a One-Pot Synthesis of Hexahydropyrrolo[1,2-b]pyridazines. *J. Org. Chem.* **2018**, *83*, 5438–5449.

(7) Recent reviews on indole alkaloids: (a) Ishikura, M.; Abe, T.; Choshi, T.; Hibino, S. Simple indole alkaloids and those with a nonrearranged monoterpenoid unit. *Nat. Prod. Rep.* **2015**, *32*, 1389–1471. (b) Ishikura, M.; Abe, T.; Choshi, T.; Hibino, S. Simple indole alkaloids and those with a nonrearranged monoterpenoid unit. *Nat. Prod. Rep.* **2013**, *30*, 694–752. (c) Ishikura, M.; Yamada, K.; Abe, T. Simple indole alkaloids and those with a nonrearranged monoterpenoid unit. *Nat. Prod. Rep.* **2010**, *27*, 1630–1680. (d) Higuchi, K.; Kawasaki, T. Simple indole alkaloids and those with a nonrearranged monoterpenoid unit. *Nat. Prod. Rep.* **2007**, *24*, 843–868.

(8) For selected recent examples for the synthesis of the pyrido[1,2-a]indole core, see: (a) Jiang, F.; Fu, C.; Ma, S. Asymmetric construction of pyrido[1,2-a]-1H-indole derivatives via a gold-catalyzed cycloisomerization. *Chem. Sci.* **2021**, *12*, 696–701. (b) Zhu, M.; Zhang, X.; Zheng, C.; You, S.-L. Visible-Light-Induced Dearomatization via [2 + 2] Cycloaddition or 1,5-Hydrogen Atom Transfer: Divergent Reaction Pathways of Transient Diradicals. *ACS Catal.* **2020**, *10*, 12618–12626. (c) Palani, V.; Perea, M. A.; Gardner, K. E.; Sarpong, R. A pyrone remodeling strategy to access diverse heterocycles: application to the synthesis of faspaplysin natural products. *Chem. Sci.* **2021**, *12*, 1528–1534. (d) Khan, H. P. A.; Chakraborty, T. K. Application of Cp<sub>2</sub>TiCl<sub>2</sub>-Promoted Radical-Induced Cyclization: An Expedient Access to [a]-Annulated Indoles. *J. Org. Chem.* **2020**, *85*, 8000–8012. (e) Ding, X.-F.; Yang, W.-L.; Mao, J.; Cao, C.-X.; Deng, W.-P. Enantioselective Construction of Dihydropyrido[1,2-a]indoles via Organocatalytic Arylmethylation of 2-Enals with Inert Aryl Methane Nucleophiles. *Org. Lett.* **2019**, *21*, 5514–5518. (f) Diesel, J.; Grosheva, D.; Kodama, S.; Cramer, N. A Bulky Chiral N-Heterocyclic Carbene Nickel Catalyst Enables Enantioselective C-H Functionalizations of Indoles and Pyrroles. *Angew. Chem., Int. Ed.* **2019**, *58*, 11044–11048. (g) Dong, Z.; Zhang, X.-W.; Li, W.; Li, Z.-M.; Wang, W.-Y.; Zhang, Y.; Liu, W.; Liu, W.-B. Synthesis of N-Fused Polycyclic Indoles via Ligand-Free Palladium-Catalyzed Annulation/Acyl Migration Reaction. *Org. Lett.* **2019**, *21*, 1082–1086. (h) Mandal, T.; Chakraborti, G.; Karmakar, S.; Dash, J. Divergent and Orthogonal Approach to Carbazoles and Pyridoindoles from Oxindoles via Indole Intermediates. *Org. Lett.* **2018**, *20*, 4759–4763. (i) Jin, X.-Y.; Xie, L.-J.; Cheng, H.-P.; Liu, A.-D.; Li, X.-D.; Wang, D.; Cheng, L.; Liu, L. Ruthenium-Catalyzed Decarboxylative C-H Alkenylation in Aqueous Media: Synthesis of Tetrahydropyridoindoles. *J. Org. Chem.* **2018**, *83*, 7514–7522. (k) Alonso, J. M.; Munoz, M. P. Heterobimetallic Catalysis: Platinum-Gold-Catalyzed

Tandem Cyclization/C-X Coupling Reaction of (Hetero)Aryllenes with Nucleophiles. *Angew. Chem., Int. Ed.* **2018**, *57*, 4742–4746. (l) Shibata, T.; Baba, T.; Takano, H.; Kanyiva, K. S. Intramolecular C-H Alkenylation of N-Alkynylindoles: Exo and Endo Selective Cyclization According to the Choice of Metal Catalyst. *Adv. Synth. Catal.* **2017**, *359*, 1849–1853. (m) Ghosh, A.; Walker, J. A.; Ellern, A.; Stanley, L. M. Coupling Catalytic Alkene Hydroacylation and  $\alpha$ -Arylation: Enantioselective Synthesis of Heterocyclic Ketones with  $\alpha$ -Chiral Quaternary Stereocenters. *ACS Catal.* **2016**, *6*, 2673–2680. (n) Dawande, S. G.; Lad, B. S.; Prajapati, S.; Katukojvala, S. Rhodium-catalyzed pyridannulation of indoles with diazoenals: a direct approach to pyrido[1,2-a]indoles. *Org. Biomol. Chem.* **2016**, *14*, 5569–5573. (o) Chuentragool, P.; Li, Z.; Randle, K.; Mahchi, F.; Ochir, I.; Assaf, S.; Gevorgyan, V. General synthesis of pyrido[1,2-a]indoles via Pd-catalyzed cyclization of opicolylbromoarenes. *J. Organomet. Chem.* **2018**, *867*, 273–277.

(9) Liu, C.; Zhou, L.; Huang, W.; Wang, M.; Gu, Y. Synthesis of dihydrocarbazoles via (4 + 2) annulation of donor-acceptor cyclopropanes to indoles. *Tetrahedron* **2016**, *72*, 563–570. In ref 5c, a side reaction appears as well.

(10) We have previously demonstrated that cyclopropane **1a** undergoes ring opening in the presence of chiral phosphoric acids as catalysts: Ortega, A.; Manzano, R.; Uria, U.; Carrillo, L.; Reyes, E.; Tejero, T.; Merino, P.; Vicario, J. L. Catalytic Enantioselective Cloke–Wilson Rearrangement. *Angew. Chem., Int. Ed.* **2018**, *57*, 8225–8229.

(11) The structure of **3a** was confirmed by X-ray analysis (CCDC 2060969).

(12) When the reaction was carried out with 1 mmol of cyclopropane **1f** and indole **2l**, adduct **5q** was isolated in 83% yield (see the Supporting Information for details).

(13) For details see SI.