

ANEXOS:

ANEXO 1. Canciones y ejemplos de cómo aprenden en los primeros cursos de primaria.

Tarjetas para memorizar

**HALLOWEEN** Emotions flash cards • Tarjetas educativas de emociones




© Patchimals 2015 • More worksheets in [www.patchimals.com](http://www.patchimals.com) • Más fichas en [www.patchimals.com](http://www.patchimals.com)


Ejemplo para colorear

## **Zoo Animals**


My name is \_\_\_\_\_



lion



elephant



tiger

# Fruits



para imprimir.org


Grapes



Strawberry

H	J	O	N	J	E	V	Y	F	G
F	S	E	P	A	R	G	R	T	J
H	O	N	K	N	P	Q	R	Q	B
S	C	P	R	Q	K	B	E	I	E
A	J	A	N	A	N	A	B	A	P
U	E	G	N	A	R	O	W	Q	F
N	W	M	D	D	N	X	A	E	D
W	X	A	P	P	L	E	R	W	Z
X	Q	Z	N	X	E	K	T	X	N
I	W	I	J	Y	E	W	S	Q	U

Orange



Apple

Banana



Date: \_\_\_\_\_

Name: \_\_\_\_\_

Unir y colorear


1 Match.

Grandma

Mummy

Daddy

Grandpa



2 Read and colour.

The bath is red.

The dog is orange.

The bus is green.





ANEXO 2. Partes de un libro de sexto en las que aparecen términos o apartados que involucran a la cultura.



**Module 3 Visiting places**

**Vocabulary**

1 Look and number. Listen and check.

Hi, I'm Daniel. What an exciting week! I've been to Paris and I've seen the Eiffel Tower! What have you done recently?

1 street market 2 show 3 ceremony 4 boat trip  
5 bus tour 6 entertainment complex 7 tree-top adventure 8 interactive exhibition

2 Read and match.

1 It's got theatres, cinemas and restaurants inside. street market  
2 It's in a theatre. People perform in this. entertainment complex  
3 It's outside. There are lots of things to buy. bus tour  
4 It's an excursion round a city to see famous places. show

3 Read the sentences. Write the words from Activity 1.

1 You do this on water. boat trip  
2 You can find out information and experiment with things. interactive exhibition  
3 You watch people act, sing or dance. show  
4 You visit important monuments and places by bus. bus tour  
5 This place is very big. You can do different things there. entertainment complex  
6 You can buy food, clothes and other things here. street market  
7 This is a public event with special traditions. ceremony  
8 You can have lots of fun moving between the trees. tree-top adventure

Module 3: Visiting places

**Read about places in London**

**EXPERIENCE LONDON!**

Have you ever been to London? Here are our top tips for the best things to do!

1 **The London Rib Adventure**  
See all the famous sights of London as you travel fast along the River Thames! The boat trip takes 50 minutes. It runs seven days a week in all weather.  
Tickets: Adults £36.50, Children under 14 £21.50

2 **Kew Gardens – The Treetop Walk**  
Kew Gardens is a famous botanical garden. You can explore it from an amazing treetop walk! You climb 118 steps to the top or take the lift. It's 18 metres high and 200 metres long. See hundreds of trees, plants and birds.  
Opening times: 9.30am–6.30pm  
Tickets: Adults £15.00, Children under 16 Free

3 **Camden Market**  
Thousands of people go to Camden Market. It's one of the most popular tourist attractions in London! There are actually six street markets and many shops with cool clothes, great music, arts and crafts, restaurants and lots more.  
FREE

4 **The Science Museum**  
Open: 10am–6pm Cost: Free  
How to get here: Exhibition Road, London, SW7 2DD  
South Kensington  
The museum is lots of fun! There are some amazing interactive exhibitions – you'll love it! Play with robots, find out about space, explore the human brain... there's something for everyone!

1 Read and write the name of the place.

1 It's a good place for shopping. Camden Market  
2 It's got interactive exhibitions. The Science Museum  
3 You travel very fast. The London Rib Adventure  
4 You can take a lift to the top. Kew Gardens – The Treetop Walk

2 Read again and answer the questions.

1 Which places and events do adults have to pay for?  
The London Rib Adventure and Kew Gardens – The Treetop Walk  
2 Which places and events don't you have to pay for?  
Camden Market and The Science Museum  
3 Which place gives information to help you find it?  
The Science Museum  
4 Which places give information about opening times?  
The London Rib Adventure and Kew Gardens – The Treetop Walk

3 Which place in London do you want to visit? Why?  
Camden Market because it's free and I like shopping.

Module 3: Visiting places

Listen to a holiday podcast



1 Listen. What's the podcast about? Where did Tessa go?

2 Listen again and complete Tessa's email.

Hi Mark  
How are you? I want to tell you all about my holiday. I went to Italy with my mum and dad and my (1) sister. We went for (2) two weeks. We travelled by plane to Naples and then we went by (3) train to Salerno. Most days we went to the (4) beach. I swam a lot! One day we visited Mount Vesuvius - it's a very old volcano. It was very (5) big. I had a (6) great time on holiday. What about you? What did you do?  
Love  
Tessa

3 What activities do you enjoy doing on holiday?

Write notes about a city

1 Read and write the headings.

Location Things to do Climate General-information Places to visit

**New York! New York!**

(1) General information  
New York is a popular place for tourists to visit. It's got many monuments, museums, parks, theatres and restaurants.

(2) Location  
The city is in the north-east of the United States of America. It's on the Atlantic coast.

(3) Climate  
New York is hot in summer and cold in winter. May to June and September to October are good months to visit.

(4) Things to do  
There are lots of places for tourists to visit. You can take a boat out to Ellis Island and see the Statue of Liberty. You can climb to the top of the Empire State Building. You can walk in Central Park. You can go to one of the many museums, eat in one of the city's many fantastic restaurants, or go shopping on Fifth Avenue ...

(5) Places to visit  
There's lots to do! Riding a bike or rollerblading in Central Park are really cool. You can visit the zoo there, too. How about a tour of the ice cream factory at Brooklyn Bridge? Try some arts and crafts at the Museum of Modern Art. Finally, go to see a Broadway show.

2 Choose a city. Complete the table with your notes.

General information	Location	Climate	Places to visit	Things to do

3 Write about your city.

Talk about experiences

1 Look, read and number. Listen and check.



I've ridden a bike. ☐ I've travelled by plane. ☐  
I've played a musical instrument. ☐ I've swum in the sea. ☐  
I've eaten octopus. ☐ I've been to London. ☐

2 Which activities have you done?

3 Listen to the example. Talk to friends and find one friend for each activity.

Have you ever been to London? No, I haven't.  
Have you ever swum in the sea? Yes, I have.

Have you ever ...  
1 ridden a bike? \_\_\_\_\_  
2 played a musical instrument? \_\_\_\_\_  
3 eaten octopus? \_\_\_\_\_  
4 travelled by plane? \_\_\_\_\_  
5 swum in the sea? \_\_\_\_\_  
6 been to London? \_\_\_\_\_

Final task: Do a project

Research and present a city to visit.

Use the internet and this language:

Let's choose ... There's lots of information on this website about ... How about including a section about ... ?

Step 1 Think of a city. Why is it a good place to visit on holiday?



Step 2 Where can you find information?



Step 3 Make notes and organise the information. Find pictures.

General information	
History	
Climate	
Location	
Things to do	
Places to visit	

Step 4 Present your project.

**Moscow**  
Moscow is the capital of Russia. The city is in western Russia. It's warm in summer and very cold in winter. There are lots of things for tourists to do. You can visit Saint Basil's Cathedral, go for a walk in Gorky Park or see the animals in Moscow Zoo.



## La cultura en la enseñanza del inglés

### Module 4 Learning about culture

#### Vocabulary

1 Look and write. Listen and check.

Hi, I'm Marina. I love pop music and sculpture. How about you?

pop music classical music sculpture film theatre ballet modern dance photography

2 Complete the table. Use the words from Activity 1.

Dance	Music	Art	Drama
ballet			

3 Complete the sentences.

- I love dance! I like modern dance and I like \_\_\_\_\_, too.
- My friend is good at art. She's got a camera and she enjoys \_\_\_\_\_.
- Yesterday I went to the cinema. I like \_\_\_\_\_.
- I play the violin in an orchestra. We play \_\_\_\_\_.
- I went to an interesting play yesterday. I love \_\_\_\_\_.
- My brother's in a boy band. They play \_\_\_\_\_.

### Read a What's on city guide

#### What's on in Manchester

##### Dance

**The Sleeping Beauty** by the Northern Ballet Company at the Manchester Dance School  
Two weeks only! 12th–28th May Tickets: £10–30  
[See more dance events](#)

##### Drama

**Romeo and Juliet** tells the story of two young people who fall in love.  
When: 1st–21st May Where: Manchester Palace Gardens  
Tickets: £20 (adults) and £11 (children under 16)  
[See more plays](#)

##### Old Cinema

Jungle Boy	4.00	6.00	8.00
Superheroes 2	4.30	6.30	8.30
Max	4.15	6.30	8.45
Summer Days	4.10	6.25	8.40

##### Music

**The Manchester City Orchestra** plays an evening of Mozart and Beethoven at the Manchester Concert Hall.  
**Five Boyz!** – Sunday 25th at 7.30pm at the Manchester Arts Centre  
Tickets: £15 (adults) and £9 (children under 12)

##### Art

**Our City photo exhibition**  
See children's photos of the city. Learn how to take great photos of street scenes on your phone or camera. This exhibition is on for three weeks.  
Tickets: £8 per person  
Information: [manchestercityphoto@info.com](mailto:manchestercityphoto@info.com)  
Where: Manchester Art Museum  
[See more exhibitions and art events](#)

1 Read and match.

- It's in a museum. the Manchester City Orchestra
- It's on at a cinema. Our City photo exhibition
- It's on in an arts centre. Max
- It's playing in a concert hall. Romeo and Juliet
- It's on in the gardens of a palace. Five Boyz!

2 Read again and answer the questions.

- What kind of dance show is *The Sleeping Beauty*? a ballet
- How long is *Romeo and Juliet* on for? \_\_\_\_\_
- How much are the tickets for the pop music concert? \_\_\_\_\_
- How long is the photography exhibition on for? \_\_\_\_\_
- How many films are on at the Old Cinema? \_\_\_\_\_

3 Which events do you want to go to? Why?

Module 4: Learning about culture

### Listen to a visitor audio guide

Hampton Court Palace King Henry VIII the kitchens

1 Listen. Where's the girl?

2 Listen again and complete the report.

**CLASS 6A – School trip to Hampton Court Palace Report**

Thomas Wolsey built the palace around (1) 1514. He gave it to King Henry VIII in (2) \_\_\_\_\_. Henry VIII was a famous (3) \_\_\_\_\_ king. He had (4) \_\_\_\_\_ wives. There were over 1,000 people in King Henry VIII's court. While Henry was living in the palace, he built enormous (5) \_\_\_\_\_ to prepare food for everyone. Hampton Court is also famous for its ghosts! These include one of Henry's wives and a (6) \_\_\_\_\_. In 2003, the guards were closing the palace. Suddenly one of the doors opened. They (7) \_\_\_\_\_ a strange figure – it was wearing clothes from the time of Henry VIII!

- 1512
- 1514
- 1516
- 1529
- 1538
- 1548
- Canadian
- American
- English
- four
- five
- six
- bedrooms
- kitchens
- halls
- dog
- cat
- horse
- saw
- felt
- heard

3 Have you visited any palaces?

### Complete a cinema membership form

#### APPLICATION TO JOIN STAR CINEMA CLUB

Male ☐ Female ☒

First name(s): Sarah Jane

Surname: Jones

Date of birth (day/month/year): 12th June 2002

Address: 43 Park Road, Leeds

Postcode: LE1 3DR

Email: s.jones37@email.com

Mobile phone number: 07984 376522

Do you want to receive information about special events?  
Yes ☒ No ☐

Where did you hear about the cinema club?  
from a friend

What kind of films do you like?

adventure	<input checked="" type="checkbox"/>	horror	<input type="checkbox"/>
science fiction	<input type="checkbox"/>	comedy	<input type="checkbox"/>
animation	<input type="checkbox"/>	detective	<input type="checkbox"/>
other	<input type="checkbox"/>		

1 Read the membership form. Answer the questions.

- What does Sarah want to join?
- When was she born?
- Where does she live?
- Has she got an email address?
- What's her phone number?
- Who told her about the cinema club?
- What kind of films does she like?

2 What special events do you think the cinema club organises?

3 Plan a library membership form.

#### LIBRARY MEMBERSHIP FORM

Male ☐ Female ☐

First name(s): \_\_\_\_\_ Surname: \_\_\_\_\_

\_\_\_\_\_

\_\_\_\_\_

\_\_\_\_\_

\_\_\_\_\_

4 Design and complete your library membership form.

Module 4: Learning about culture

### Ask for theatre information

1 Listen and number. Listen again and repeat.

How long is it on for? ☐ 1 Where's it on? ☐  
How much are the tickets? ☐ Can I book online? ☐

2 Read the poster. Match the questions 1-4 to the answers a-d.

1 How long is it on for? a Yes, you can book online or by phone.  
2 How much are the tickets? b It's on for two weeks.  
3 Where's it on? c It's on at The Little Theatre.  
4 Can I book online? d £15 for adults and £8.50 for children under 12.

3 Listen to the example. Ask and answer with a friend.

Can I help you? Yes, I need some information about Chocolate World. Where's it on?  
It's on at The New Theatre. How much are the tickets?  
Twelve pounds for adults and six pounds fifty for children under twelve. Can I book online?  
Yes, you can book online or by phone. How long is it on for?  
It's on for three weeks. Thank you.

Module 4: Learning about culture

### Final task: Do a project

Research and present a biography.  
Use the internet and this language:

When was ... born? Why is ... famous? He painted ... and ...

Step 1 Think about a famous artist, writer, musician or actor.

Step 2 Make notes for their biography. What did they do? Why are they famous?

Name	Pablo Picasso
When and where he was born	Spain, 1881
Why he's famous	famous artist
Details about his life	lived in Paris
Other information	painted doves

Step 3 Make a comic about this person.

Step 4 Present your project.

Language focus: past simple, past continuous

### Module 5 Getting around town

#### Vocabulary

1 Look and number. Listen and check.

2 Read the sentences. Write the words from Activity 1.

1 There are many different shops in here. shopping centre  
2 Firefighters work here. \_\_\_\_\_  
3 You go here to get a train. \_\_\_\_\_  
4 You get your hair cut here. \_\_\_\_\_  
5 You can buy petrol, food and drink here. \_\_\_\_\_  
6 You buy cards and stamps here. \_\_\_\_\_  
7 You get medicine here. \_\_\_\_\_  
8 Tourists go here to get information. \_\_\_\_\_

3 Read and match.

1 My hair is too long. Go to the chemist's.  
2 I don't feel well. Go to the service station.  
3 We need some petrol and sandwiches. Go to the shopping centre.  
4 I want to buy a book. Go to the hairdresser's.

Module 5: Getting around town

### Read a fun run web page

#### The Great Gorilla Run

Find out more about this exciting event here!

1 The Great Gorilla Run is a fun run. All of the runners wear gorilla costumes! Some people wear clothes on top of their costumes and carry flags and banners.

2 The first Great Gorilla Run was in 2003. Hundreds of people do this run every year.

3 The fun run helps protect gorillas in Africa. Did you know that there are no more than 800 mountain gorillas left in the wild?

4 You need to be over 14 years old to do the Great Gorilla Run. Runners aged 14, 15 and 16 need to do the fun run with an adult.

5 The route is eight kilometres long. It isn't a race, so you can run or walk the route.

6 The route passes some of London's famous sights, such as Tower Bridge and St Paul's Cathedral. The road by the River Thames is a great place to watch the run.

1 Read and match the questions to the paragraphs.

What is the Great Gorilla Run for? ☐ Where's a good place to watch the run? ☐  
What is the Great Gorilla Run? ☐ How long is the route? ☐  
How old do you need to be? ☐ When was the first Great Gorilla Run? ☐

2 Say if the sentences are True (T) or False (F). Copy the true sentences and correct the false sentences.

1 Some of the runners wear gorilla costumes. F - All of the runners wear gorilla costumes.  
2 The first Great Gorilla Run was in 2013. \_\_\_\_\_  
3 There are more than 800 mountain gorillas left in the wild. \_\_\_\_\_  
4 Children under 14 can't do the Great Gorilla Run. \_\_\_\_\_  
5 You can run or walk the route. \_\_\_\_\_  
6 The road by the River Thames is a great place to do the run. \_\_\_\_\_

3 Do you think the Great Gorilla Run is a good idea? Why? Why not?

Module 5: Getting around town



### Listen to public information

1 Listen and number.



at the train station



in an information centre



in a shopping centre



on a bus

2 Listen again and complete.

**COME TO BOLTS!**  
We are a (1) toy shop and this week we have lots of great special offers. Find us on the (2) first floor of the shopping centre.

From: Main Street  
To: (3) Green Street  
Price: (4) £5


Platform (5) 9.30  
9.30 London  
Stopping at Milton Keynes and London Euston



3 Which kinds of public transport do you use?

### Write an email giving directions

1 Match the signs to the descriptions. Listen and check.



go straight on ☐ it's on the right ☐ turn left ☐ it's on the left ☐  
take the second right ☐ turn right ☐ take the second left ☐ cross the road ☐

2 Where's the post office? How many different ways can you describe where it is?



3 Look at the map again and complete the email.

Hi Emily  
Here are the instructions to get to my house from the train station. (1) Go the road. Turn right. Turn (2) left into Green Road. Go (3) on (4) the road at Ash Road and at Church Street. (5) Go left into School Street. My house is on the (6) corner. It's opposite the park.  
See you on Saturday!  
From Mark

4 Write an email giving directions from the information centre to the post office.

ANEXO 3. Documentos informativos sobre actividades extraescolares.

**Ficha de inscripción extraescolar inglés**  
 Fecha límite: viernes 20 de septiembre 2013 en la web o en papel en Portería  
 Para garantizar la plaza, recomendamos rellenar esta inscripción en esta web:  
[www.nativelearn.com/calasanz](http://www.nativelearn.com/calasanz)  
 Recibiréis un email para confirmar la inscripción y verificar que está todo correcto.

**DATOS del ALUMNO:**  
 Nombre: \_\_\_\_\_ Apellidos: \_\_\_\_\_  
 Fecha nacimiento (dd/mm/aaaa): \_\_\_\_/\_\_\_\_/\_\_\_\_ Curso en 2013/14: \_\_\_\_\_

**SELECCIÓN GRUPO EXTRAESCOLAR:**  
 Los códigos de grupo (CE1, CE2...) se encuentran en la tabla adjunta en la otra cara de este comunicado.  
 Por favor, rellenar tanto el Grupo Preferido (1ª opción), como la 2ª opción (para casos en los que ya no haya plazas disponibles en el Grupo de 1ª opción).  
 Código Grupo Preferido (1ª opción): \_\_\_\_\_ Código Grupo 2ª opción: \_\_\_\_\_

**DATOS PADRE/MADRE/TUTOR:**  
 Nombre: \_\_\_\_\_ Apellidos: \_\_\_\_\_  
 DNI/NIE: \_\_\_\_\_  
 Domicilio (calle, nº...): \_\_\_\_\_  
 Municipio: \_\_\_\_\_ Código Postal: \_\_\_\_\_  
 Teléfono móvil contacto 1: \_\_\_\_\_ Teléf. contacto 2: \_\_\_\_\_  
 e-mail contacto 1 (obligatorio): \_\_\_\_\_  
 e-mail contacto 2 (opcional): \_\_\_\_\_

**DATOS BANCARIOS (20 dígitos para la domiciliación de recibos):**

Nombre y apellidos titular cuenta:	
BANCO	SUCURSAL D.C. NÚMERO DE CUENTA (10 dígitos)
_____	_____

Firma Padre/Madre o Tutor: \_\_\_\_\_ Firma titular cuenta (si distinto): \_\_\_\_\_

Fecha actual (dd/mm/aaaa): \_\_\_\_/\_\_\_\_/\_\_\_\_

- Rellenar UNA FICHA por alumno: la inscripción sólo es válida si la ficha se cumplimenta en su totalidad y se firma.
- La inscripción supone la aceptación de las Condiciones de Contratación disponibles en [www.calasanz.com/legal](http://www.calasanz.com/legal).
- La mayoría de nuestras comunicaciones con los padres serán por email. Asegúrese de darnos una dirección válida y actualizada. Si no recibe nuestros mensajes de correo, escribanos a [calasanz@nativelearn.com](mailto:calasanz@nativelearn.com).
- La formación de grupos está condicionada a la inscripción de un mínimo de alumnos y se priorizará por orden de inscripción. Se confirmará a los padres el grupo asignado a cada alumno por email antes del comienzo de las clases.
- Las cuotas se domiciliarán en los primeros días de cada mes y son independientes del número de días lectivos o de las faltas de asistencia de los alumnos. Las bajas deberán solicitarse por el tutor al email [calasanz@nativelearn.com](mailto:calasanz@nativelearn.com) antes del día 25 del mes anterior al que se pretenda causar baja. La no asistencia a un curso no implica la baja de la misma.
- De acuerdo con lo establecido en la Ley de Protección de Datos de Carácter Personal (Ley Orgánica 15/1999), la cumplimentación de los datos reflejados en esta inscripción supone su consentimiento para que la empresa Native Learn, SL los trate automatizadamente, para su inclusión en el fichero de Clientes con el único propósito de prestar el curso y comunicarse con Vd. y para transmitirlos al Colegio Calasanz Escuelas para prestar el servicio. Tendrá derecho a acceder a sus datos, así como oponerse, corregir o cancelar poniéndose en contacto con Native Learn en el email [calasanz@nativelearn.com](mailto:calasanz@nativelearn.com) o por correo postal a: Puerto Rico 32, Bajo A, 28016 Madrid.

**INGLES EXTRAESCOLAR**   
**CON PROFESORES NATIVOS**  
**Curso 2013/2014**

 **Colegio Calasanz Escuelas**

**¡ven a la Reunión Informativa para padres el martes, 10 de Septiembre, 18:00 pm!**



 **Colegio Calasanz Escuelas**

web inscripción: [www.nativelearn.com/calasanz](http://www.nativelearn.com/calasanz)  
 email contacto: [calasanz@nativelearn.com](mailto:calasanz@nativelearn.com)

**CEIP ARIAS MONTANO**  
**Actividades Extraescolares**  
**Curso 2014-2015**

HORARIO	LUNES Y MIÉRCOLES	MARTES Y JUEVES
16 - 17	INGLÉS (INFANTIL) PATINAJE (SÓLO MIÉRCOLES) BAILE MODERNO INFORMÁTICA I	SEVILLANAS INFORMÁTICA II KÁRATE (PRIMARIA)
17 - 18	INGLÉS (PRIMARIA) PATINAJE (SÓLO MIÉRCOLES)	KÁRATE II (INFANTIL) TÉCNICAS DE STUDIO

**¡Infórmate en secretaría y ¡Apúntate ya!**  
**Sólo se bonifica un taller**

\*Cada taller está compuesto por dos horas a la semana en dos días diferentes.  
 \*La franja horaria a utilizar será de 16 a 18 horas de Lunes a Jueves, todo ello desde Octubre del 2014, hasta el 29 de Mayo de 2015

\*El número mínimo por taller será de 10 alumnos, establecido así por ISE  
 \*El precio por taller sin bonificación será de 15,40 €, establecido así por ISE

Educomex Multiservicios S.L. / [www.educomex.es](http://www.educomex.es) / 954 068 242

ANEXO 4. Documentos necesarios para solicitar el programa “School to School”.

## School to School

Para saber más

### Formulario de preinscripción

#### 1. Datos del centro educativo:

Razón social:

Estudios impartidos:

NIF:

Dirección:

CP:

Población:

Provincia:

Teléfono:

E-Mail:

Web:

#### 2. Programa School to School:

Curso/s y/o grupos inscritos:

Número de alumnos/as participantes (por curso y grupo):

- Número de niños (por curso y grupo):
- Número de niñas (por curso y grupo):
- Nombre del profesor/a que lidera el programa:
- E-mail de contacto:

Asignatura/s en las que se realizará la actividad:

Años previstos de duración:

Comentarios:

Para hacer efectiva la preinscripción, por favor enviar este formulario a: [sts@fundacionvicenteferrer.org](mailto:sts@fundacionvicenteferrer.org)  
Al inicio de curso, la Fundación Vicente Ferrer notificará la lista de centros educativos participantes.



# School to School

## Para saber más

### Etapas y calendario de ejecución

Cada año se trabajará un tema en concreto, asignado por la Fundación Vicente Ferrer. Al inicio de curso:

**"Damos la bienvenida al programa School to School"**, para las escuelas que participen en el programa School to School por primera vez, y **"Fiestas y tradiciones"**, **"Diversidad cultural"**, **"La familia"** o **"El entorno natural"**, para las escuelas que lleven más de un curso en el programa.

**Las etapas de ejecución del programa School to School a lo largo del curso escolar son las siguientes:**

#### 1. Presentación de diapositivas del tema tratado

El profesorado cuenta con una presentación de unas diapositivas comentadas, que puede exponer durante una clase de 1 hora.

Esta conferencia puede realizarla el profesorado o, en su defecto, un/a representante de la Fundación Vicente Ferrer.

- Se recomienda su ejecución entre los meses de **septiembre y octubre**.

#### 2. Desarrollo de actividades

En esta segunda etapa se realizarán actividades, a partir de la conferencia inicial. El profesorado puede elegir las actividades que le parezcan más adecuadas de entre las cuatro propuestas, para que el alumnado trabaje y reflexione sobre los aspectos tratados, a la vez que prepara el material que enviará a la escuela de la Fundación Vicente Ferrer.

- Se recomienda su ejecución a lo largo del mes de **noviembre**.

#### 3. Envío del material a la escuela india

El alumnado traslada la realidad española a los niños y niñas de la India, a través de la elaboración y el envío de un dossier o material con imágenes, dibujos, textos... de la temática que hayan trabajado.

- Se recomienda su ejecución entre los meses de **diciembre a febrero**.

#### 4. Recepción del material de la escuela de la India

Recepción, en los centros educativos, del material que han preparado los niños y niñas de la India. Este material se elabora simultáneamente al material que se prepara desde aquí, por lo que en ningún caso podrá ser una respuesta al que se envía por parte del alumnado de España.

- Se desarrolla entre los meses de **febrero a mayo**.

ANEXO 5. Modelo de noticia adaptada al nivel que trabajaríamos en la clase.

"This news is from Mexico. There is a church. It is 400 years old.

In 1996, people build a damn. Water floods the church. It is in a lake. You cannot see it.

Now, it is very dry in Mexico. The lake's water goes down by 24 meters.

You can see the church. People come to see it."

(newsinlevels.com)

Ejemplos de preguntas que podemos trabajar en esta noticia.

- "Do you understand all the words? Write down the words you don't know"
- "What is a church? "
- "Which one is bigger, a cathedral or a church?"
- "How old is the church?"
- "In which country is the church?"
- "Is it summer or winter?"

ANEXO 6. Ejemplo de elección de un tema en particular para un país.

En este caso el grupo de alumnos ha elegido como país Italia y como temática han preferido hablar en general del país. Para ello, les proporcionamos un texto con información referente a ello que deben de comprender y redactar las partes que les parezcan más relevantes. En este caso la información la he encontrado en otra web para complementar lo que la web de FactMonster indicaba. La información que les demos a los alumnos no deberá de ser muy clara ya que se limitarán a copiarla directamente sino que intentaremos que al principio se encuentren un poco perdidos y abrumados ante tal cantidad de información. Para avanzar, por tanto deberán de recurrir a la lectura y se verán obligados a resaltar o diferenciar lo más importante. A continuación se presentan unos textos directamente extraídos de webs y modificando ligeramente palabras o expresiones de elevada dificultad:

Texto 1:

Italy

- Italy is called the Italian Republic.
- Vatican City and San Marino are very small countries located inside Italy.
- Italy belongs to Europe. Countries that are next to Italy are Austria, France, Vatican City, San Marino, and Switzerland.
- Rome is the capital of Italy. There are other cities like Milan, Naples, Turin, and Palermo.

## La cultura en la enseñanza del inglés

- Rome was the home to the Ancient Romans, a great civilization. Our civilization is based on many Ancient Roman rules.
- Italy has many [earthquakes](#) and volcanoes. The volcanoes Etna and Vesuvius are the most famous and they are close to big cities.
- 61 million people live in Italy.
- Italy was the birthplace of the Renaissance, which was a period of great cultural achievements in poetry, painting and architecture. Famous artists such as Michelangelo, Raphael, Donatello, and Leonardo Da Vinci were part of the Renaissance.
- Italian is the main language in Italy.
- Ferrari, Lamborghini, Alfa Romeo and Maserati are Italian cars.
- The most popular sport in Italy is soccer. Italy has won four world cups.
- Rome hosted the 1960 summer Olympic Games, the only time it has been in Italy.
- Italian cuisine is popular around the world. Dishes such as pizza, spaghetti bolognese, lasagne and risotto are from Italy.
- Many famous people were born in Italy. Leonardo Da Vinci, [Galileo Galilei](#), Alessandro Volta and Fibonacci.
- Italy has played important building like the arch and the dome. Buildings as the [Colosseum](#), [Pantheon](#) and the [Leaning Tower of Pisa](#) are examples of the architecture.

Texto 2: ("*Kids World Travel Guide*")

### Italy facts.

- **Population:** 61.3 million people live in Italy.
- **Capital:** Roma (Rome), which is often called 'Eternal City', with 2.6 mio inhabitants and Italy's biggest city.
- **Name:** Repubblica Italiana (Italian Republic) or simply: Italia, Nickname: 'Bel Paese' which means beautiful country
- **Government:** Democracy, Republic.
- **Language:** Italian as well as German, French and Ladin in some regions in Northern Italy.
- **Literacy:** More than 98% can read and write.
- **Religion:** mainly Christians.
- **Currency:** Euro.
- **Flag:** The colors represent these virtues: hope (green), faith (white), and charity (red).




## La cultura en la enseñanza del inglés

A partir de estos textos (les daremos alguno más cambiando el formato para alternar) los alumnos deberán distinguir la información importante y construir un texto o presentación (pueden recurrir incluso a cartulinas e imágenes para hacer más atractiva la presentación. Obviamente dependerá del tiempo con el que contemos y de los recursos ya que puede demandar un elevado número de sesiones) con su país.


ANEXO 7. Ejemplo de mapamundi a utilizar.




ANEXO 8. Mapa de la ciudad.



ANEXO 9. Ejemplo de ficha para reforzar los conocimientos ya adquiridos por los alumnos.



**BRITISH COUNCIL**



**LearnEnglish Kids**


---

## Halloween











---

**1. What's the word?**

Write the word under the pictures.




pumpkin	witch	broomstick	black cat	bat
cauldron	ghost	skeleton	spider	frog

				
		pumpkin		
				

---

**2. Find the words!**

Find the 10 Halloween words in the wordsearch below.




D	B	C	A	B	X	R	T	G	S	G	H
K	T	A	D	S	L	S	E	K	X	W	C
D	U	U	T	V	O	A	E	D	F	C	T
F	T	L	U	H	N	L	C	W	I	L	I
F	A	D	G	B	E	U	O	K	D	P	W
S	H	R	F	T	F	R	O	G	C	C	S
B	R	O	O	M	S	T	I	C	K	A	G
L	H	N	I	K	P	M	U	P	E	G	T

---

**3. Write about it!**

Now write about celebrating Halloween on our Your turn page "Halloween".



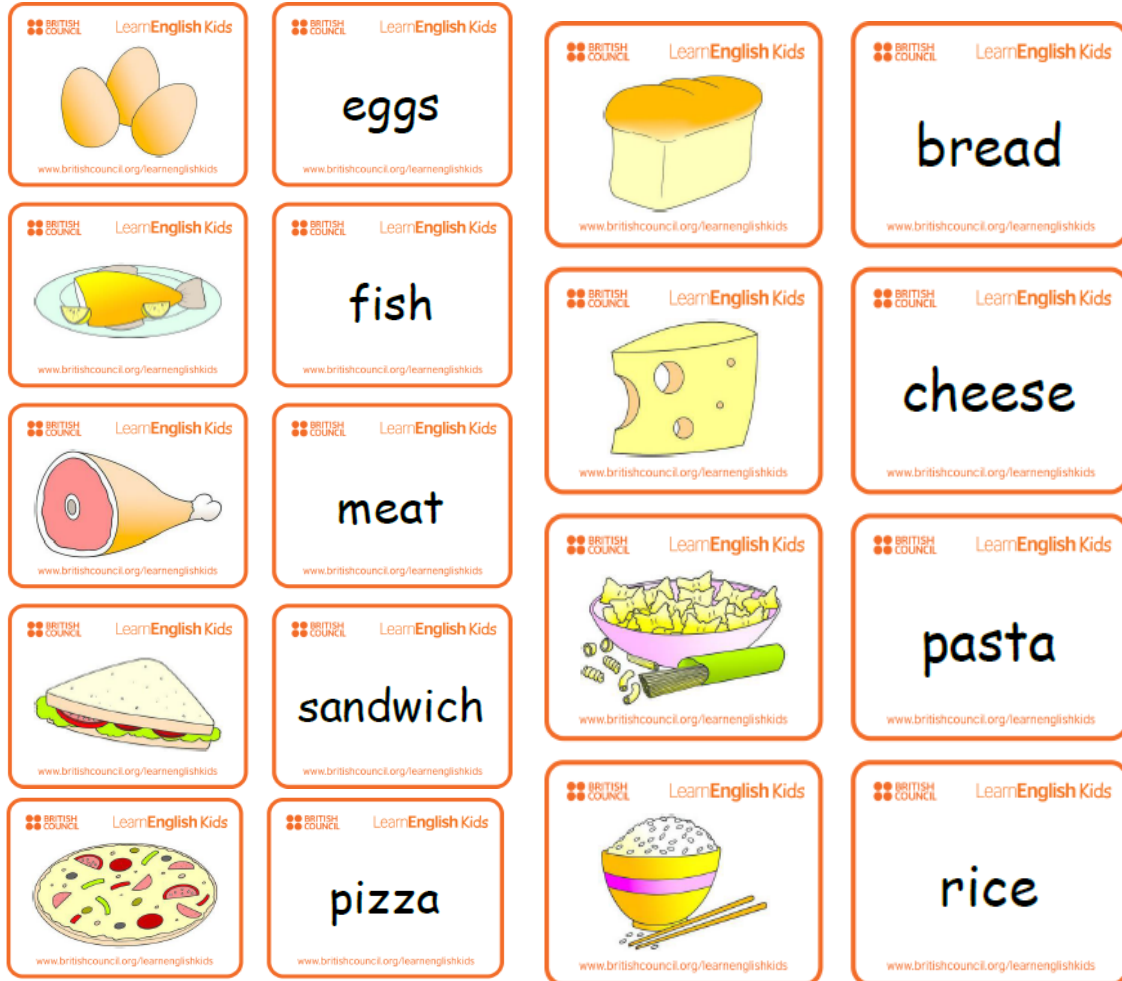
(Extraído de British Council)

ANEXO 10. Tarjetas de alimentos en inglés y niños de diferentes nacionalidades.



## La cultura en la enseñanza del inglés

("British Council")



## La cultura en la enseñanza del inglés



Russian



Thai



French



New Zealander



Filipino



British



Turkish



Australian



American



Brazilian

(Página web de recursos “Debbie Sensei”)

ANEXO 11. Posibles materiales auténticos para trabajar la audición.

Cortos de cine:

- *Wallace & Gromit– The Wrong Trousers.*
- *Goofy- Teachers are People. Trabaja el respeto y el buen comportamiento en determinadas situaciones.*
- *Paddington* Un corto totalmente relacionado con la cultura del Reino Unido en el que los alumnos pueden ver construcciones características.
- *Paddington- Marmite.* Anuncio de la TV inglesa en el que se muestra la típica escena de desayuno en Inglaterra.