

TESIS DOCTORAL

ELECCIONES Y PARTIDOS POLITICOS EN
ARAGON DURANTE LA II REPUBLICA
ESTRUCTURA ECONOMICA Y COMPORTAMIENTO POLITICO

Autor: Luis GERMAN ZUBERO

ZARAGOZA, JUNIO DE 1982

EVOLUCION DE LOS RESULTADOS ELECTORALES ARAGONESES DURANTE LA
II REPUBLICA

1. Número de votos obtenidos por distritos, por espacios electorales
(D. y C.D. y C.I. e I.) a nivel municipal durante las

| | |
|--|----|
| elecciones generales (1931-1933-1936) | 4 |
| - Municipios de Huesca | 5 |
| - Total provincia de Huesca | 22 |
| - Municipios de Teruel | 23 |
| - Total provincia de Teruel | 36 |
| - Municipios de Zaragoza-provincia | 37 |
| - Total circunscripción Zaragoza-provincia . . . | 50 |
| - Municipios de Zaragoza-capital y total | 51 |

2. Número de votos obtenidos por la Derecha e Izquierda y %
sobre el total de votos a nivel municipal durante las tres
elecciones generales (1931-1933-1936)

| | |
|----|----|
| 52 | 52 |
| 69 | 70 |
| 83 | 84 |
| 97 | 98 |

| | |
|--|-----|
| 3. <u>Indices de orientación del voto a nivel municipal</u> en las coyunturas electorales (1931-1933-1936) | 99 |
| <u>Indice de evolución de la D. e I. entre 1933-1931 y 1936-1933 y 1936-1931</u> | |
| - Municipios de Huesca | 100 |
| - Total provincia de Huesca | 117 |
| - Municipios de Teruel | 118 |
| - Total provincia de Teruel | 131 |
| - Municipios de Zaragoza-provincia | 132 |
| - Total circunscripción Zaragoza-provincia | 145 |
| - Municipios de Zaragoza-capital y total | 146 |
| 4. Evolución a nivel <u>municipal</u> de la <u>participación electoral</u> en Aragón durante la II República | 147 |
| - Porcentaje de participación electoral en 1931-1933-1936 | |
| - Evolución de la participación entre 1936-1933, 1936-1931 y 1933-1931 | |
| - Municipios de Huesca | 148 |
| - Total provincia de Huesca | 165 |
| - Municipios de Teruel | 166 |
| - Total provincia de Teruel | 179 |
| - Municipios de Zaragoza-provincia | 180 |
| - Total circunscripción Zaragoza-provincia | 193 |
| - Municipios de Zaragoza-capital y total | 194 |

| | |
|--|-----|
| 5. Resultados por <u>partidos judiciales</u> | 195 |
| a. Número de votos obtenidos por los distintos espacios electorales (D., CD., CI., I) durante las tres elecciones generales | 196 |
| b. Número de votos obtenidos por la Derecha e Izquierda y % sobre el total de votos, durante las tres elecciones . . | 199 |
| c. Índice de orientación del voto e índice de evolución . . | 202 |
| entre 1933-1931, 1936-1933 y 1936-1931 | |
| d. Porcentaje de participación electoral en 1931, 1933 y 1936 y evolución de la participación entre 1936-1933, 1936-1931 y 1933-1931 | 205 |
| 6. Resultados por niveles de <u>tamaños de municipios</u> | 208 |
| a. Número de votos obtenidos por los distintos espacios electorales (D., CD., DI., I) durante las tres elecciones generales | 209 |
| b. Número de votos obtenidos por la Derecha e Izquierda y % sobre el total de votos, durante las tres elecciones . | 212 |
| c. Índice de orientación del voto e índice de evolución . . | 215 |
| d. Porcentaje de participación electoral en 1931, 1933 y 1936 y evolución de la participación entre 1936-1933 . . | 218 |
| 1936-1931 y 1933-1931 | |

7. Coeficiente de correlación entre espacios electorales durante las tres elecciones generales (1931-1933-1936) 221

- en cada partido judicial

 Huesca (222); Teruel (230); Zaragoza (240)

- según los tamaños de municipios (por provincias) 253

8. Coeficiente de correlación entre el Índice de orientación del voto (I.O.V.) y el Índice de Concentración de la Riqueza Rústica (I.C.R.R.) a nivel regional, provincial, partido judicial y tamaño de municipio 265

1. Número de votos obtenidos por los distintos espacios electorales (Derecha, Centro-derecha, Centro-izquierda, Izquierda) a nivel municipal durante las tres elecciones generales (1931-1933-1936)
- municipios de Huesca
 - total provincia de Huesca
 - municipios de Teruel
 - total provincia de Teruel
 - municipios de Zaragoza-provincia
 - total circunscripción Zaragoza-provincia
 - municipios de Zaragoza-capital y total circunscripción

16

PROVINCIA 22 A/O 1931 A/O 1933 A/O 1936

MUNICIPIO DCHA. C.DCHA C.IZDA IZDA. DCHA. C.DCHA C.IZDA IZDA. DCHA. C.DCHA C.IZDA IZDA.

| | | A/O 1931 | | | | A/O 1933 | | | | A/O 1936 | | | |
|-----|-------------------|----------|--------|--------|-------|----------|--------|--------|-------|----------|--------|--------|-------|
| | MUNICIPIO | DCHA. | C.DCHA | C.IZDA | IZDA. | DCHA. | C.DCHA | C.IZDA | IZDA. | DCHA. | C.DCHA | C.IZDA | IZDA. |
| 232 | NUENO | 53 | 219 | 2 | | 367 | 94 | 77 | 77 | 342 | 1 | 251 | 151 |
| 233 | OLIVAN | 24 | 410 | 21 | — | 28 | 405 | 32 | 32 | 289 | | 111 | 111 |
| 234 | OLSON | 2 | 336 | | | 40 | 212 | 5 | 5 | 376 | | 44 | 44 |
| 235 | OLVENA | 54 | 20 | 9 | | 136 | 352 | 12 | 118 | 118 | 396 | 12 | 120 |
| 236 | ONTI/ENA | 7 | 1729 | | | 688 | 91 | 825 | 823 | 748 | 1 | 1106 | 1106 |
| 237 | ORNATA DE CALLEGO | 7 | 257 | 4 | 28 | 72 | 160 | 4 | 4 | 95 | | 173 | 173 |
| 238 | ORTILLO | 19 | 252 | 239 | | 221 | 206 | 42 | 52 | 606 | | 240 | 140 |
| 239 | OSIA | 27 | 102 | 23 | 7 | 192 | 40 | | | 134 | | 60 | 60 |
| 240 | OSSO | 17 | 230 | 120 | | 50 | 318 | 6 | 6 | 346 | | 422 | 422 |
| 241 | OTIO | 37 | 179 | | | 302 | 122 | AGG | | 433 | | 240 | 74 |
| 242 | PALO | 99 | 162 | 6 | | 169 | 290 | 125 | | 270 | 59 | 61 | 61 |
| 243 | PALLARUELO MONTE | 10 | 170 | 233 | | 112 | 300 | 178 | 148 | 198 | | 162 | 162 |
| 244 | PANILLO | 104 | 118 | 65 | | 139 | 157 | 67 | 46 | 208 | | 214 | 114 |
| 245 | PANTICOSA | 23 | 655 | 36 | — | 322 | 718 | 13 | 8 | 453 | | 271 | 271 |
| 246 | PANZANO | 7 | 59 | 7 | | 328 | 64 | 64 | 64 | 235 | | 81 | 81 |
| 247 | PE/ALBMO. | 24 | 275 | 716 | | 479 | 259 | 2 | 2 | 999 | | 39 | 137 |
| 248 | PERALTA DE ALCO | 23 | 1016 | 1 | | 290 | 1370 | | | 1410 | 8 | 225 | 225 |
| 249 | PERALTA DE LOS | 13 | 652 | 8 | | 299 | 791 | 1079 | 1 | 961 | 203 | 422 | 422 |
| 250 | PERALTILLA | 15 | 294 | | | 235 | 149 | 68 | 68 | 208 | | 125 | 125 |
| 251 | PERARRUA | 113 | 146 | 184 | 3 | 448 | 110 | 36 | 18 | 259 | 8 | 218 | 218 |
| 252 | PERTUSA | 4 | 363 | 304 | | 114 | 5 | 4 | 4 | 291 | | 235 | 235 |



| MUNICIPIO | A/O 1931 | | | | A/O 1933 | | | | A/O 1936 | | | |
|-----------------------------|----------|--------|--------|-------|----------|--------|--------|-------|----------|--------|--------|-------|
| | DCHA. | C.DCHA | C.IZDA | IZDA. | DCHA. | C.DCHA | C.IZDA | IZDA. | DCHA. | C.DCHA | C.IZDA | IZDA. |
| 253 PIEDRARIJA DE MONTANANA | 115 | | 114 | 30 | 8 | 244 | 147 | 12 | 12 | 143 | 14 | 14 |
| 254 PIEDRAMORRERA | | 160 | | | 67 | | 165 | | 24 | | 106 | 106 |
| 255 PILZAN | 158 | | 158 | 109 | 136 | | 174 | | 139 | | 148 | 148 |
| 256 PIRACES | 61 | | 124 | 4 | 113 | | 236 | | 236 | | 94 | 94 |
| 257 PLAN | 100 | 371 | 22 | 70 | 445 | 226 | 87 | 62 | 598 | | 108 | 108 |
| 258 PLASENCIA DE MONTANA | 290 | | 74 | 74 | 112 | 387 | 139 | 131 | 318 | | 232 | 232 |
| 259 POLEVINO | 32 | | 108 | 101 | 622 | 511 | 413 | 573 | 198 | | 158 | 158 |
| 260 POMAR | | 567 | 265 | | 198 | 70 | 354 | 350 | 304 | | 478 | 478 |
| 261 PONZANO | 5 | | 143 | 143 | 144 | 384 | 122 | 122 | 390 | | 124 | 124 |
| 262 POZAN DE VERO | 8 | | 70 | 76 | 253 | 196 | 228 | 242 | 290 | | 204 | 204 |
| 263 PUEBLA DE CASTR | 56 | 83 | 599 | 2 | 485 | 148 | 285 | 276 | 690 | | 305 | 305 |
| 264 PUEBLA DE FANTO | 6 | | 436 | | 311 | 114 | 121 | 118 | 420 | | 146 | 146 |
| 265 PUEBLA DE RODAN | 146 | | 149 | | 217 | 230 | 28 | 28 | 296 | | 85 | 85 |
| 266 PUERTOLAS | 121 | 482 | 9 | 46 | 581 | 275 | 36 | 6 | 689 | | 159 | 159 |
| 267 PUEYO DE ARAGUA | 363 | | 9 | 62 | 203 | 61 | 22 | 22 | 273 | | 159 | 159 |
| 268 PUEYO DE FAXANA | 74 | | 289 | 4 | 416 | 28 | 22 | 22 | 292 | | 129 | 129 |
| 269 PUEYO DE JACA | 36 | 115 | 11 | | 85 | 174 | 3 | 4 | 143 | | 76 | 76 |
| 270 PUEYO DE SANTA | 1 | 160 | 14 | 133 | 116 | 324 | 320 | 185 | 270 | | 270 | 270 |
| 271 PURROY DE LAS | 116 | | 184 | 1 | 173 | 33 | 19 | 12 | 192 | | 132 | 132 |
| 272 QUICENA | 5 | 212 | 5 | 8 | 176 | 113 | 18 | 25 | 278 | | 105 | 105 |
| 273 QUINTZANO | 1 | | 68 | 140 | 288 | | 105 | | 106 | | 106 | 106 |



PROVINCIA 22

A/O 1931

A/O 1933

A/O 1936

MUNICIPIO DCHA. C.DCHA C.IZDA IZDA. DCHA. C.DCHA C.IZDA IZDA. DCHA. C.DCHA C.IZDA IZDA.

| | | | | | | | | | | |
|-----|---------|----|-----|----|-----|-----|---|-----|---|----|
| 274 | BADILLO | 64 | 177 | 36 | 428 | 112 | 6 | 191 | 8 | 93 |
|-----|---------|----|-----|----|-----|-----|---|-----|---|----|

| | | | | | | | | | | |
|-----|-------|----|----|-----|-----|---|----|-----|----|----|
| 275 | RASAL | 12 | 67 | 172 | 404 | 4 | 14 | 472 | 14 | 74 |
|-----|-------|----|----|-----|-----|---|----|-----|----|----|

| | | | | | | | | | | |
|-----|--------|----|-----|-----|-----|----|----|-----|-----|----|
| 276 | RIBLOS | 22 | 136 | 184 | 190 | 49 | 42 | 108 | 266 | 66 |
|-----|--------|----|-----|-----|-----|----|----|-----|-----|----|

| | | | | | | | | | | |
|-----|--------|-----|-----|----|-----|----|----|-----|----|-----|
| 277 | ROBRES | 113 | 817 | 41 | 803 | 34 | 83 | 129 | 68 | 419 |
|-----|--------|-----|-----|----|-----|----|----|-----|----|-----|

| | | | | | | | | | | |
|-----|-----------------|-----|----|---|-----|----|----|-----|---|----|
| 278 | RODA DE ISABENA | 117 | 55 | 2 | 175 | 82 | 24 | 284 | 5 | 12 |
|-----|-----------------|-----|----|---|-----|----|----|-----|---|----|

| | | | | | | | | | | |
|-----|---------|----|-----|-----|-----|----|-----|-----|-----|-----|
| 279 | RODELAR | 20 | 922 | 311 | 470 | 47 | 142 | 142 | 142 | 142 |
|-----|---------|----|-----|-----|-----|----|-----|-----|-----|-----|

| | | | | | | | | | | |
|-----|---------|----|---|-----|-----|-----|----|-----|----|----|
| 280 | SABAYES | 60 | 9 | 132 | 232 | 132 | 32 | 227 | 32 | 32 |
|-----|---------|----|---|-----|-----|-----|----|-----|----|----|

| | | | | | | | | | | |
|-----|------------|----|-----|----|-----|-----|-----|-----|-----|-----|
| 281 | SABI/ANIGO | 24 | 251 | 87 | 743 | 410 | 224 | 260 | 523 | 655 |
|-----|------------|----|-----|----|-----|-----|-----|-----|-----|-----|

| | | | | | | | | | | |
|-----|---------|----|-----|-----|-----|----|-----|-----|-----|-----|
| 282 | SALINAS | 28 | 170 | 468 | 210 | 69 | 274 | 255 | 261 | 271 |
|-----|---------|----|-----|-----|-----|----|-----|-----|-----|-----|

| | | | | | | | | | | |
|-----|---------------|-----|-----|-----|-----|----|----|-----|----|-----|
| 283 | SALINAS ALTAS | 696 | 874 | 118 | 290 | 30 | 30 | 255 | 68 | 420 |
|-----|---------------|-----|-----|-----|-----|----|----|-----|----|-----|

| | | | | | | | | | | |
|-----|-------------|---|-----|-----|----|-----|-----|-----|-----|-----|
| 284 | SALAS BAJAS | 6 | 263 | 221 | 38 | 318 | 278 | 278 | 410 | 268 |
|-----|-------------|---|-----|-----|----|-----|-----|-----|-----|-----|

| | | | | | | | | | | |
|-----|---------|----|-----|-----|----|-----|-----|-----|----|----|
| 287 | SALINAS | 78 | 136 | 183 | 78 | 136 | 151 | 191 | 24 | 24 |
|-----|---------|----|-----|-----|----|-----|-----|-----|----|----|

| | | | | | | | | | | |
|-----|-----------------|----|-----|-----|----|-----|----|---|-----|----|
| 288 | SALINAS DE JACA | 25 | 111 | 168 | 86 | 206 | 93 | 2 | 540 | 20 |
|-----|-----------------|----|-----|-----|----|-----|----|---|-----|----|

| | | | | | | | | | | |
|-----|-----------------|----|-----|-----|-----|----|----|----|-----|----|
| 289 | SALINAS DE JACA | 34 | 239 | 146 | 122 | 40 | 88 | 90 | 818 | 86 |
|-----|-----------------|----|-----|-----|-----|----|----|----|-----|----|


| | | | | | | | | | | |
|-----|-----------|----|-----|-----|-----|-----|----|----|-----|-----|
| 290 | SANGARRÉN | 16 | 219 | 284 | 138 | 297 | 83 | 82 | 519 | 175 |
|-----|-----------|----|-----|-----|-----|-----|----|----|-----|-----|

| | | | | | | | | | | |
|-----|-------------------|----|-----|----|-----|----|----|-----|-----|-----|
| 291 | SAN JUAN DE PLAZA | 25 | 215 | 16 | 215 | 94 | 37 | 450 | 118 | 118 |
|-----|-------------------|----|-----|----|-----|----|----|-----|-----|-----|

| | | | | | | | | | | |
|-----|-----------------|----|-----|----|----|-----|-----|---|-----|-----|
| 292 | SANTA CRUZ DE S | 13 | 301 | 68 | 18 | 129 | 439 | 8 | 171 | 258 |
|-----|-----------------|----|-----|----|----|-----|-----|---|-----|-----|

| | | | | | | | | | | |
|-----|-----------------|---|-----|----|----|-----|----|----|-----|-----|
| 293 | SANTA CRUZ DE S | 4 | 348 | 10 | 13 | 295 | 88 | 84 | 194 | 186 |
|-----|-----------------|---|-----|----|----|-----|----|----|-----|-----|


| | | | | | | | | | | |
|-----|---------------|---|-----|----|----|-----|-----|-----|-----|-----|
| 294 | SANTA ENACIDA | 8 | 266 | 53 | 41 | 140 | 110 | 115 | 129 | 259 |
|-----|---------------|---|-----|----|----|-----|-----|-----|-----|-----|



| PROVINCIA 22 | A/O 1931 | A/O 1933 | A/O 1936 |
|---------------------------|----------------|----------------|----------------|
| MUNICIPIO | DCHA. C. IZDA. | DCHA. C. IZDA. | DCHA. C. IZDA. |
| 295 | 222 | 180 | 162 |
| 296 | 253 | 129 | 162 |
| SANTA LECINA | 10 | 170 | 2 |
| 297 | 141 | 56 | 2 |
| SANTO ESTEBAN | 45 | 43 | 2 |
| 298 | 27 | 482 | 242 |
| SANTA MARÍA DE LA GUAYANA | 170 | 33 | 242 |
| 299 | 27 | 33 | 242 |
| SANTO ESTEBAN | 45 | 56 | 242 |
| 300 | 141 | 170 | 242 |
| SARAS | 210 | 133 | 242 |
| 301 | 115 | 1469 | 1148 |
| SARAVENA | 115 | 1469 | 1148 |
| 302 | 89 | 492 | 80 |
| SARSA DE SURTA | 65 | 14 | 80 |
| 303 | 222 | 162 | 80 |
| SARSA DEL DO | 47 | 215 | 80 |
| 304 | 233 | 241 | 16 |
| SARVIS | 65 | 16 | 16 |
| 305 | 8 | 48 | 39 |
| SASA DEL ABADIA | 115 | 6 | 39 |
| 306 | 476 | 174 | 112 |
| SECASTIEN | 7 | 174 | 112 |
| 307 | 120 | 694 | 112 |
| SECORDIMO | 120 | 694 | 112 |
| 308 | 73 | 189 | 312 |
| SEIRA | 68 | 267 | 312 |
| 309 | 620 | 174 | 410 |
| SENGUE | 174 | 174 | 410 |
| 310 | 56 | 175 | 410 |
| SENEQUE Y SORRI | 56 | 175 | 410 |
| 311 | 234 | 21 | 234 |
| SENEQUE Y SORRI | 234 | 21 | 234 |
| 312 | 222 | 24 | 234 |
| SENEQUE Y SORRI | 222 | 24 | 234 |
| 313 | 178 | 98 | 234 |
| SENEQUE Y SORRI | 178 | 98 | 234 |
| 314 | 31 | 108 | 74 |
| SERRADUY | 78 | 108 | 74 |




| PROVINCIA 22 | | A/O 1931 | | A/O 1933 | | A/O 1936 | |
|--------------|---------------------|----------------|-----|----------------|------|----------------|------|
| MUNICIPIO | | DCHA. C. IZDA. | | DCHA. C. IZDA. | | DCHA. C. IZDA. | |
| 317 | SIESO DE HUESCA | 1 | 124 | 207 | 248 | 12 | 314 |
| 318 | SISTE | 69 | 114 | 156 | 156 | 178 | 113 |
| 319 | SISTE | 122 | 135 | 222 | 696 | 745 | 154 |
| 320 | SINUES | 45 | 76 | 48 | 86 | 35 | 78 |
| 321 | SIN SALINAS | 19 | 112 | 146 | 50 | 157 | 197 |
| 322 | SIPAN | 25 | 268 | 260 | 50 | 179 | 60 |
| 323 | SOPEIRA | 92 | 132 | 241 | 50 | 259 | 81 |
| 324 | TABERNAS DEL ISLE | 22 | 72 | 132 | 72 | 58 | 126 |
| 325 | TAMARITE DE LITAMIE | 144 | 144 | 2265 | 2265 | 896 | 2129 |
| 326 | TARDIENTA | 152 | 297 | 561 | 459 | 666 | 1127 |
| 327 | TELLA | 14 | 133 | 126 | 165 | 110 | 84 |
| 328 | TIERZO | 175 | 87 | 415 | 49 | 363 | 38 |
| 329 | TOLEDO DE LANAT | 12 | 87 | 127 | 160 | 24 | 150 |
| 330 | TOLVA | 23 | 48 | 61 | 266 | 320 | 267 |
| 331 | TORLA | 64 | 23 | 140 | 104 | 405 | 129 |
| 332 | TORMILLO | 11 | 505 | 291 | 287 | 144 | 120 |
| 333 | TORRALBA DEL ORA | 112 | 176 | 182 | 231 | 118 | 117 |
| 334 | TORRE LA RIBERA | 75 | 122 | 243 | 53 | 579 | 49 |
| 335 | TORRENTE DE CIN | 36 | 124 | 1195 | 4 | 710 | 755 |



| PROVINCIA 22 | A/O 1931 | DCHA. C. IZDA | MUNICIPIO | TORRES DEL OBIS | 338 | TORRES DE BARRU | 337 | TORRES DE MONTE | 336 | TRAMACASTILLA | 340 | TRISTE | 341 | VALFARITA | 344 | VALLE DE BARRUA | 345 | VALLE DE LIEPPE | 346 | VELILLA DE CINC | 347 | VICIEN | 350 | VILLANVA | 351 | VILLANVA | 352 | VILLANUEVA D SI | 353 | VILLARREAL | 354 | YEBRA DE BASA | 355 | YESERO | 356 | | |
|--------------|----------|---------------|---------------|-----------------|-----|-----------------|-----|-----------------|-----|---------------|-----|--------|-----|-----------|-----|-----------------|-----|-----------------|-----|-----------------|-----|--------|-----|----------|-----|----------|------|-----------------|-----|------------|-----|---------------|-----|--------|-----|-----|-----|
| A/O 1936 | A/O 1933 | DCHA. C. IZDA | DCHA. C. IZDA | 2 | 2 | 2 | 2 | 2 | 2 | 2 | 2 | 1 | 1 | 18 | 39 | 44 | 23 | 28 | 28 | 50 | 498 | 84 | 2 | 338 | 107 | 107 | 1029 | 198 | 198 | 195 | 195 | 195 | 127 | 127 | 127 | | |
| 114 | 114 | 114 | 114 | 114 | 114 | 114 | 114 | 114 | 114 | 114 | 114 | 114 | 114 | 114 | 114 | 114 | 114 | 114 | 114 | 114 | 114 | 114 | 114 | 114 | 114 | 114 | 114 | 114 | 114 | 114 | 114 | 114 | 114 | 114 | 114 | 114 | |
| 114 | 114 | 114 | 114 | 114 | 114 | 114 | 114 | 114 | 114 | 114 | 114 | 114 | 114 | 114 | 114 | 114 | 114 | 114 | 114 | 114 | 114 | 114 | 114 | 114 | 114 | 114 | 114 | 114 | 114 | 114 | 114 | 114 | 114 | 114 | 114 | 114 | 114 |



| MUNICIPIO | A/O 1931 | | | | A/O 1933 | | | | A/O 1936 | | | |
|---------------------|----------|--------|--------|-------|----------|--------|--------|-------|----------|--------|--------|-------|
| | DCHA. | C.DCHA | C.IZDA | IZDA. | DCHA. | C.DCHA | C.IZDA | IZDA. | DCHA. | C.DCHA | C.IZDA | IZDA. |
| 64 CASCANTE DEL RIB | 120 | 120 | 200 | 11 | 267 | 425 | 49 | XCMO. | 440 | 144 | 149 | 149 |
| 65 CASTEJON DE TOR | 108 | 92 | 143 | 108 | 694 | 173 | 26 | | 552 | 41 | 55 | 55 |
| 66 CASTEL DE CABRA | 27 | 15 | 315 | 96 | 202 | 388 | 16 | 1 | 317 | 41 | 250 | 250 |
| 67 CASTELNOU | 9 | 80 | 57 | 70 | 568 | 202 | 62 | XCMO. | 590 | 111 | 149 | 44 |
| 68 CASTELSERAS | 222 | 448 | 755 | 2 | 2072 | 163 | 1225 | | 2399 | 9 | 575 | 575 |
| 69 CASTELVISPAL | 12 | 64 | 20 | 20 | 126 | 2 | 48 | 1 | 121 | 2 | 2 | 2 |
| 70 CASTELLAB. | 55 | 101 | 113 | 78 | 416 | 64 | 136 | XCMO. | 511 | 221 | 51 | 51 |
| 71 CASTELLOTE | 124 | 337 | 1022 | 11 | 1770 | 512 | 384 | | 2022 | 15 | 449 | 449 |
| 72 CASTRALVO | 23 | 141 | 46 | 37 | 163 | 139 | 144 | 1 | 223 | 16 | 162 | 162 |
| 73 CAUDECMO. | 75 | 203 | 47 | 67 | 671 | 458 | 22 | XCMO. | 872 | 18 | 138 | 138 |
| 74 CEDRILLAS | 237 | 134 | 86 | 234 | 494 | 411 | 767 | | 935 | 59 | 362 | 362 |
| 75 CELADAS | 173 | 597 | 90 | 22 | 883 | 676 | 48 | 1 | 952 | 31 | 222 | 222 |
| 76 CELLACMO. | 342 | 787 | 1160 | 174 | 901 | 5271 | 3 | XCMO. | 1724 | 1144 | 1231 | 1231 |
| 77 CEROLLERA | | 4 | 384 | 2 | 88 | 46 | 10 | | 96 | 13 | 54 | 54 |
| 78 CERVERA DEL RIN | 76 | 36 | 128 | 1 | 243 | 17 | 10 | 1 | 208 | 16 | 16 | 16 |
| 79 CIRUGEDA | 15 | 266 | 4 | 4 | 126 | 290 | | XCMO. | 310 | 2 | 67 | 67 |
| 80 COBATILLAS | 62 | 20 | 38 | 1 | 93 | 77 | 1 | | 99 | 18 | 32 | 32 |
| 81 CODOLERA | 12 | 732 | 232 | 1 | 561 | 1570 | 1 | 1 | 472 | 26 | 302 | 302 |
| 82 COLLADICO | | | | | 64 | 216 | | XCMO. | 214 | 6 | 16 | 16 |
| 83 COLLADOS | 42 | 34 | 1 | 45 | 144 | 33 | 59 | | 147 | 16 | 44 | 44 |
| 84 CORBALAN | 46 | 204 | 54 | 54 | 339 | 268 | 1 | 1 | 508 | 20 | 5 | 5 |



32

PROVINCIA 44 A/O 1931 A/O 1933 A/O 1936

MUNICIPIO DCHA. C.DCHA C.IZDA IZDA. DCHA. C.DCHA C.IZDA IZDA. DCHA. C.DCHA C.IZDA IZDA.

PERACENSE. AYUNTAMIENTODEZARAGOZAEXCMO. AYUNTAMIENTODEZARAGOZAEXCMO. AYUNTAMIENTODEZARAGOZAEXCMO. AYUNTAMIENTODEZARAGOZAEXCMO.

PERALEJOS 25 34 202 2 138 196 116 389 11 26 26

PERALES DEL ALFAR 85 227 149 40 557 231 168 448 35 128 128

PIEDRAHITA 123 213 68 407 53 267 14 73 73

PITARQUE 110 160 346 69 334 290 10 473 29 282 282

PLOU 129 119 176 11 566 3 95 154 154

POBO 69 12 147 16 717 10 84 683 18 40 40

PORTALRUBIO 10 56 74 40 197 118 14 166 22 97 97

PORTELLADA 4 34 11 2 539 244 132 828 24 131 131

POYO 26 32 210 21 486 86 36 541 16 142 142

POZONDON 32 40 497 3 557 317 2 585 152 63 63

POZUELO DEL CAMP 160 129 111 33 1037 113 10 1027 17 4 4

PUEBLA DE HIJAR 202 746 697 30 1175 732 2192 2170 325 1246 1246

PUEBLA DE VALVE 61 290 394 444 611 1091 816 979 260 728 728

PUERTOMINGALVO 67 396 2 5 480 39 717 847 40 93 93

RAFALES 109 119 326 2 383 363 358 562 57 222 222

RAMBLA DE MARTI 9 7 79 199 39 130 21 23 23

RILLO 79 116 184 25 254 257 19 282 43 66 66

RIODEVMO 81 138 157 162 535 137 258 767 153 106 106

RODENAS 36 137 199 17 800 34 35 653 36 41 41

ROYUELA 33 38 359 40 563 151 152 602 36 77 77

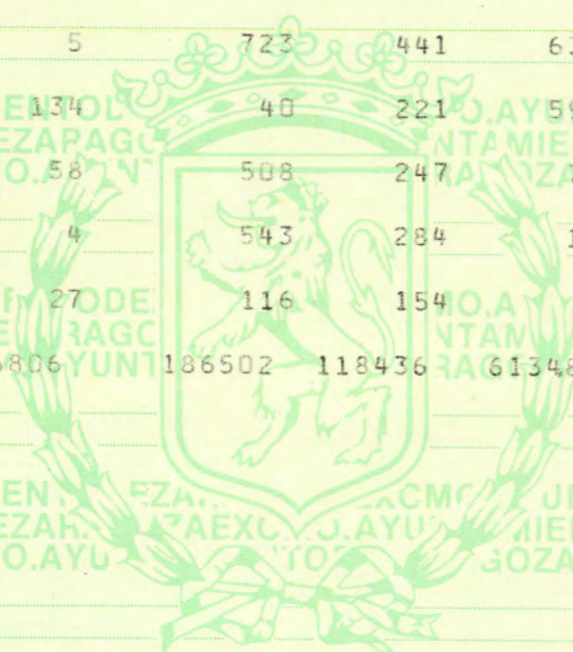


36

RESOLUCION ELECTORAL DURANTE LA III REPUBLICA

PROVINCIA 44 A/O 1931 A/O 1933 A/O 1936
MUNICIPIO DCHA. C.DCHA C.IZDA IZDA. DCHA. C.DCHA C.IZDA IZDA. DCHA. C.DCHA C.IZDA IZDA.

| | | | | | | | | | | | | |
|------------------|-----------------|------|------|------|-------|--------|--------|-------|------|--------|-------|-------|
| 274 | VILLARLUENGO | 416 | 233 | 234 | 14 | 437 | 733 | 305 | 1120 | 270 | 115 | 115 |
| 275 | VILLARQUEMADO | 146 | 80 | 466 | 360 | 848 | 427 | 417 | 937 | 95 | 846 | 846 |
| 276 | VILLARROYA DPTI | 339 | 560 | 231 | 142 | 690 | 164 | 329 | 636 | 200 | 200 | 200 |
| 277 | VILLASTAB | 131 | 14 | 125 | 127 | 926 | 139 | 307 | 754 | 129 | 277 | 277 |
| 278 | VILLEL | 113 | 103 | 415 | 5 | 723 | 441 | 639 | 1113 | 34 | 315 | 315 |
| 279 | VINACETE | 113 | 11 | 134 | 40 | 221 | 592 | 460 | 120 | 278 | 278 | 278 |
| 280 | VISIEDO | 96 | 192 | 68 | 58 | 508 | 247 | 72 | 424 | 63 | 119 | 119 |
| 281 | VIVEL DEL RIO M | 165 | 71 | 268 | 4 | 543 | 284 | 14 | 20 | 435 | 22 | 224 |
| 282 | ZONA | 43 | 27 | 116 | 154 | 124 | 124 | 76 | 76 | 76 | 76 | 76 |
| TOTAL PROVINCIAL | | 2937 | 1526 | 8926 | 16806 | 186502 | 118436 | 61348 | 1060 | 221694 | 19475 | 74227 |

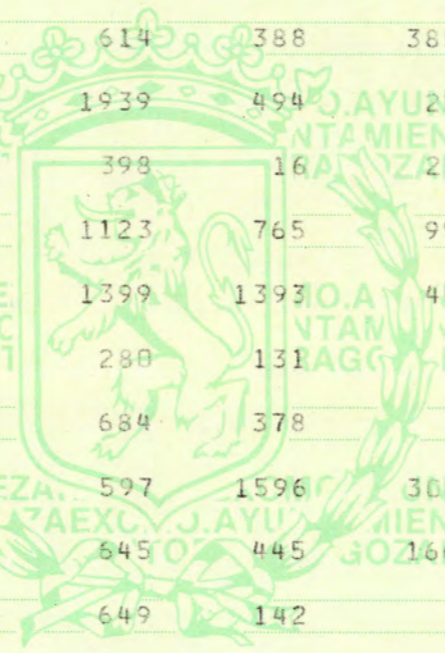


| RESOLUCION ELECTORAL DURANTE LA III REPUBLICA | | | | | | | | | | | | |
|---|-----------------|--------|--------|-------|----------|--------|--------|-------|----------|--------|--------|-------|
| PROVINCIA 50 | A/O 1931 | | | | A/O 1933 | | | | A/O 1936 | | | |
| MUNICIPIO | DCHA. | C.DCHA | C.IZDA | IZDA. | DCHA. | C.DCHA | C.IZDA | IZDA. | DCHA. | C.DCHA | C.IZDA | IZDA. |
| 110 | FOMBUENA | 116 | 116 | 110 | 165 | 78 | 16 | 151 | 64 | 73 | 73 | 73 |
| 111 | FRAGO | 111 | 111 | 427 | 524 | 373 | 1 | 221 | 402 | 252 | 207 | 207 |
| 112 | FRASNO | 382 | 407 | 150 | 1030 | 390 | 228 | 128 | 1388 | 231 | 312 | 312 |
| 113 | FRESCANO | 197 | 197 | 54 | 548 | 84 | 83 | 89 | 691 | 124 | 124 | 124 |
| 114 | FUENCALDERAS | 27 | 27 | 208 | 434 | 9 | 1 | 132 | 327 | 14 | 118 | 118 |
| 115 | FUENDEJALON | 681 | 681 | 30 | 835 | 546 | 1222 | 173 | 1370 | 252 | 778 | 778 |
| 116 | FUENDE TODOS | 242 | 242 | 3 | 655 | 3 | 251 | 368 | 656 | 4 | 343 | 343 |
| 117 | FUENTES DE EBRO | 1075 | 1075 | 4 | 2133 | 1260 | 127 | 83 | 2457 | 1 | 1041 | 1041 |
| 118 | FUENTES DE JILO | 400 | 400 | 662 | 497 | 910 | 486 | 980 | 644 | 316 | 316 | 316 |
| 119 | GALLOCANTA | 119 | 119 | 1 | 882 | 965 | 9 | 15 | 318 | 15 | 15 | 15 |
| 120 | GALLUR | 780 | 780 | 2683 | 3798 | 197 | 591 | 3120 | 4232 | 28 | 2207 | 2207 |
| 121 | GELSA | 392 | 392 | 366 | 1374 | 1723 | 332 | 872 | 2083 | 379 | 1466 | 1466 |
| 122 | GODOJOS | 141 | 141 | 3 | 979 | 32 | 28 | 1075 | 23 | 23 | 23 | 23 |
| 123 | GOTOR | 395 | 395 | 1 | 718 | 315 | 2 | 123 | 827 | 45 | 271 | 271 |
| 124 | GRISEL | 314 | 314 | 1 | 790 | 126 | 178 | 1 | 887 | 45 | 56 | 56 |
| 125 | GRISEN | 438 | 438 | 2 | 657 | 15 | 365 | 10 | 751 | 248 | 248 | 248 |
| 126 | HERRERA LOS NAV | 1557 | 1557 | 1 | 1564 | 1619 | 286 | 8 | 2646 | 636 | 362 | 362 |
| 127 | IBDES | 547 | 547 | 10 | 2908 | 139 | 15 | 287 | 2420 | 26 | 378 | 378 |
| 128 | ILLUECA | 471 | 471 | 457 | 2215 | 779 | 78 | 484 | 2916 | 2 | 899 | 899 |
| 129 | INOGES | 242 | 242 | 1 | 80 | 690 | 3 | 331 | 230 | 128 | 128 | 128 |
| 130 | ISUERRE | 160 | 160 | 40 | 410 | 63 | 73 | 48 | 415 | 18 | 76 | 76 |



LG2101 D-1 MOVILIZACION ELECTORAL DURANTE LA II REPUBLICA

| MUNICIPIO | A/O 1931 | | | | A/O 1933 | | | | A/O 1936 | | | |
|---------------------|----------|--------|--------|-------|----------|--------|--------|-------|----------|--------|--------|-------|
| | DCHA. | C.DCHA | C.IZDA | IZDA. | DCHA. | C.DCHA | C.IZDA | IZDA. | DCHA. | C.DCHA | C.IZDA | IZDA. |
| 154 MAELLA | 104 | 104 | 104 | 104 | 3910 | 3312 | 55 | 8 | 4415 | 60 | 1203 | 1203 |
| 155 MAGALLON | 406 | 406 | 2036 | | 1263 | 875 | 116 | 2622 | 2450 | 54 | 1477 | 1477 |
| 156 MAINAR | 175 | 175 | 17 | | 462 | 1144 | 1181 | | 666 | 330 | 64 | 64 |
| 157 MALANQUILL | 211 | 211 | 23 | | 231 | 309 | 256 | 208 | 510 | 14 | 292 | 292 |
| 158 MALEJAN | 319 | 319 | 9 | | 614 | 388 | 385 | 42 | 760 | 22 | 280 | 280 |
| 159 MALON | 347 | 347 | 554 | | 1939 | 494 | 22 | 135 | 2152 | 128 | 256 | 256 |
| 160 MALPICM DE ARBA | 106 | 106 | 106 | | 398 | 16 | 25 | 211 | 434 | 16 | 118 | 118 |
| 161 MALUENDA | 641 | 641 | 510 | | 1123 | 765 | 99 | 995 | 2072 | 8 | 819 | 819 |
| 162 MALLÉN | 211 | 211 | 2477 | | 1399 | 1393 | 40 | 3924 | 3206 | 11 | 29 | 29 |
| 163 MANCHONES | 427 | 427 | 427 | | 280 | 131 | 131 | 22 | 351 | 246 | 292 | 292 |
| 164 MARA | 228 | 228 | 333 | | 684 | 378 | | 386 | 1084 | 14 | 203 | 203 |
| 166 MEDIANA | 597 | 597 | 308 | | 1596 | 308 | 6 | 895 | 173 | 873 | 873 | 873 |
| 167 MEQUINENZA | 2577 | 2577 | 2577 | | 645 | 445 | 166 | 3667 | 740 | 11 | 249 | 249 |
| 168 MESONES DE ISUE | 245 | 245 | 93 | | 649 | 142 | | 306 | 892 | 5 | 200 | 200 |
| 169 MEZALOCHE | 215 | 215 | 215 | | 507 | 507 | 80 | 322 | 322 | 322 | 322 | 322 |
| 170 MIANOS | 141 | 141 | 141 | | 145 | 166 | 166 | 340 | 340 | 74 | 74 | 74 |
| 171 MIEDES | 488 | 488 | 89 | | 1339 | 187 | 157 | 505 | 1031 | 13 | 465 | 465 |
| 172 MONEGRILLO | 400 | 400 | 15 | | 816 | 16 | 936 | 1 | 820 | 482 | 482 | 482 |
| 173 MONEVA | 249 | 249 | 249 | | 715 | 168 | 500 | 815 | 228 | 228 | 228 | 228 |
| 174 MONREAL DE ARIZ | 334 | 334 | 196 | | 882 | 147 | 6 | 20 | 1132 | 164 | 164 | 164 |



MONTERDE

2. Número de votos obtenidos por la Derecha e Izquierda y % sobre el total de votos a nivel municipal, durante las tres elecciones generales (1931-1933-1936).
- municipios de Huesca
 - total provincia de Huesca
 - municipios de Teruel
 - total provincia de Teruel
 - municipios de Zaragoza- provincia
 - total circunscripción Zaragoza-provincia
 - municipios de Zaragoza-capital y total

LG2101 - 2
 COMUNICACION ELECTORAL DURANTE LA III REPUBLICA

| PROVINCIA | 22 | 1931 DERECHA | 1931 IZQUIERDA | 1933 DERECHA | 1933 IZQUIERDA | 1936 DERECHA | 1936 IZQUIERDA |
|-----------|-------------|--------------|----------------|--------------|----------------|--------------|----------------|
| MUNICIPIO | VOTOS | % | VOTOS | % | VOTOS | % | VOTOS |
| 85 | BINEFAR | 1.455 | 58,269 | 1.042 | 40,730 | 12.695 | 92,707 |
| 86 | BINIES | 207 | 80,859 | 49 | 19,140 | 128 | 80,000 |
| 87 | BISAURRI | 300 | 75,757 | 96 | 24,242 | 615 | 79,766 |
| 88 | BISCARRUES | 780 | 14,207 | 471 | 85,792 | 664 | 59,873 |
| 89 | BLECUA | 321 | 88,919 | 40 | 11,080 | 228 | 81,428 |
| 90 | BOLEA | 659 | 47,375 | 732 | 52,629 | 1.256 | 95,658 |
| 91 | BOLTAÑA | 695 | 90,731 | 71 | 9,268 | 1.404 | 93,103 |
| 92 | BONANSA | 279 | 77,500 | 81 | 22,500 | 738 | 93,654 |
| 93 | BONO | 92 | 97,872 | 2 | 1,127 | 332 | 78,301 |
| 94 | BORAU | 300 | 9,202 | 296 | 90,797 | 128 | 29,223 |
| 95 | BOTAYA | 176 | | | | 256 | |
| 96 | BROTO | 336 | 84,840 | 50 | 15,151 | 495 | 89,189 |
| 97 | BUERACO | 92 | 38,493 | 147 | 61,506 | 168 | 41,584 |
| 98 | BURGASE | 542 | 96,785 | 18 | 3,214 | 503 | 89,982 |
| 99 | CAJIGARRI | 65 | 90,277 | 7 | 9,722 | 376 | 79,245 |
| 100 | CALADRONES | 252 | 90,647 | 26 | 9,352 | 610 | 92,987 |
| 101 | CALASANZ | 518 | 84,090 | 98 | 15,909 | 577 | 98,632 |
| 102 | CALVERA | 59 | 26,576 | 163 | 73,423 | 66 | 20,820 |
| 103 | CALLEN | 66 | 32,352 | 138 | 67,647 | 120 | 50,847 |
| 104 | CAMPO | 338 | 60,573 | 220 | 39,426 | 917 | 83,897 |
| 105 | CAMPORRELLS | 5 | 0,594 | 836 | 99,405 | 888 | 75,000 |



66

RESOLUCION ELECTORAL DURANTE LA III REPUBLICA

PROVINCIA 22 1931 DERECHA 1931 IZQUIERDA 1933 DERECHA 1933 IZQUIERDA 1936 DERECHA 1936 IZQUIERDA

MUNICIPIO VOTOS % VOTOS % VOTOS % VOTOS % VOTOS % VOTOS %

295 STA EULADIA 351 98,73 140 1,26 376 89,52 44 10,47 204 38,34 328 61,65

296 SANTA LECINA 263 54,22 222 45,77 309 47,98 335 52,01 516 61,42 324 38,57

297 SULLIESTRA Y S... 223 9,02 273 90,97 141 90,38 15 9,61 112 33,53 222 66,46

298 SANTA MARIA DE... 229 93,46 16 6,53 209 80,07 52 19,92 271 73,84 96 26,15

299 SANTORENS 186 87,32 27 12,67 203 67,21 99 32,78 484 50,00 484 50,00

300 SARDAS 244 57,14 183 42,85 352 91,19 34 8,80 236 44,36 296 55,63

301 SARIENA 1.662 62,43 1.000 37,56 2.318 68,39 1.071 31,60 1.125 33,27 2.256 66,72

302 SARSA DE SURTA 154 40,95 222 59,04 654 97,90 14 2,09 135 45,76 160 54,23

303 SARSAMARQUELLO 132 2,77 455 97,22 240 76,92 72 23,07 194 23,78 480 71,21

304 SARVISEMO 287 81,53 65 18,46 474 95,95 20 4,04 552 93,87 36 6,12

305 SASA DEL ABADIA 123 132 91,66 12 8,33 123 61,19 78 38,80

306 SECASTILLA 228 36,42 398 63,57 484 58,17 348 41,82 646 60,37 424 39,62

307 SECORUMO 1.324 93,43 90 6,56 1.129 96,49 41 3,50 1.580 70,38 644 29,61

308 SEIRA 141 35,96 251 64,03 266 34,41 507 65,58 155 19,89 624 80,10

309 SELGUA 296 32,31 620 67,68 743 53,56 644 46,43 986 62,56 590 37,43

310 SENA 827 99,27 6 0,72 925 89,89 104 10,10 942 53,46 820 46,53

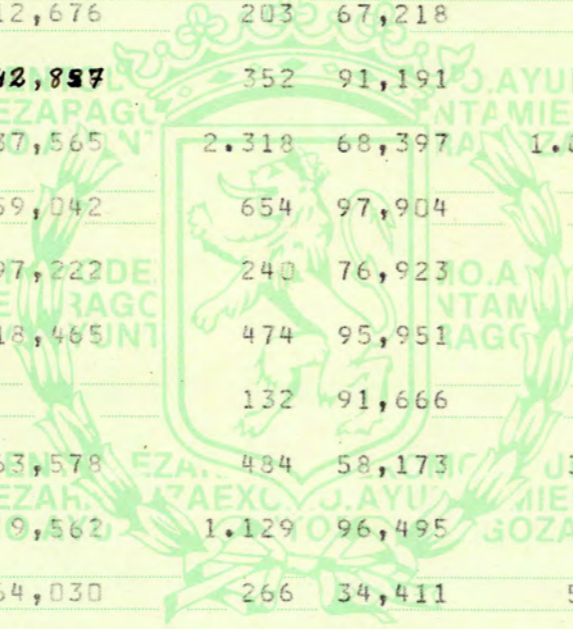
311 SENEGUE Y SORRI 242 67,31 118 32,68 506 92,67 40 7,32 177 27,44 468 72,55

312 SENESA DE ALCUBI 219 99,54 1 0,45 164 68,33 76 31,66 264 80,48 64 19,51

313 SERUE 182 100,00 - - 276 97,18 8 2,81 268 87,21 43 12,78

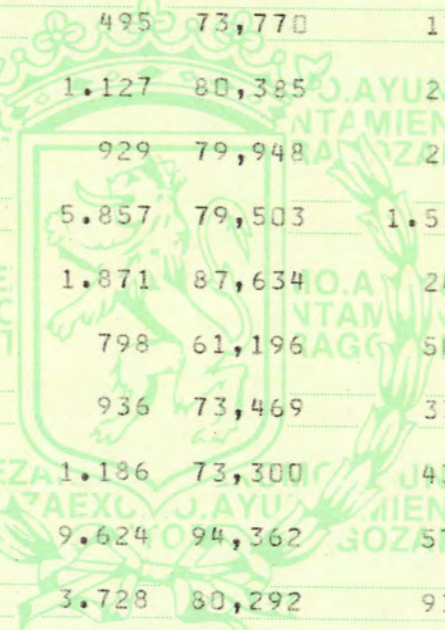
314 SERRADUY 109 84,49 20 15,50 188 71,21 76 28,78 153 50,83 148 49,16

315 SESA 813 98,06 16 1,93 825 98,89 7 1,10 739 74,57 252 25,42



02


| PROVINCIA | 1931 DERECHA | 1931 IZQUIERDA | 1933 DERECHA | 1933 IZQUIERDA | 1936 DERECHA | 1936 IZQUIERDA |
|-------------------|--------------|----------------|--------------|----------------|--------------|----------------|
| MUNICIPIO | VOTOS % | VOTOS % | VOTOS % | VOTOS % | VOTOS % | VOTOS % |
| 1 ABABUJ | 106 30,459 | 242 69,540 | 484 73,893 | 171 26,106 | 338 54,340 | 284 45,659 |
| 2 ABEJUELA | 513 98,653 | 7 1,346 | 384 61,146 | 244 38,853 | 422 59,269 | 290 40,730 |
| 3 AGUATON | 3 5,128 | 143 94,871 | 309 97,169 | 9 2,830 | 295 89,665 | 34 10,334 |
| 4 AGUAVIVA | 34 11,293 | 1.762 98,106 | 1.293 | 1.393 45,271 | 0.684 | 54,728 |
| 5 AGUILAR DEL ALF | 276 64,788 | 150 35,211 | 495 73,770 | 176 26,229 | 447 61,316 | 282 38,683 |
| 6 ALACON | 576 68,246 | 268 31,753 | 1.127 80,385 | 275 19,614 | 1.214 69,450 | 534 30,549 |
| 7 ALBA | 340 56,478 | 262 43,521 | 929 79,948 | 233 20,051 | 1.026 75,201 | 338 24,798 |
| 8 ALBALATE D ARZO | 2.878 66,435 | 1.454 33,564 | 5.857 79,503 | 1.510 20,496 | 4.541 61,790 | 2.808 38,209 |
| 9 ALBARRAGEN | 758 79,705 | 193 20,294 | 1.871 87,634 | 264 12,365 | 1.914 85,622 | 324 14,477 |
| 10 ALBENTOSO | 212 21,178 | 789 78,821 | 798 61,196 | 506 38,803 | 672 43,345 | 718 51,654 |
| 11 ALCANE | 343 36,961 | 585 63,038 | 936 73,469 | 338 26,530 | 729 56,033 | 572 43,966 |
| 12 ALCALAMENTOSE | 321 33,542 | 636 66,457 | 1.186 73,300 | 432 26,699 | 860 52,681 | 774 47,318 |
| 13 ALCAZIMO | 2.146 27,632 | 5.499 62,317 | 9.624 94,362 | 575 5,637 | 8.613 61,206 | 5.309 38,093 |
| 14 ALCORISA | 405 12,476 | 2.841 87,523 | 3.728 80,292 | 915 19,707 | 3.391 50,393 | 3.338 49,606 |
| 15 ALDEHUELA | 170 44,386 | 213 55,613 | 495 87,455 | 71 12,544 | 421 71,720 | 166 28,279 |
| 16 ALFAMBRA | 429 38,738 | 677 61,211 | 1.366 83,598 | 268 16,401 | 1.136 44,167 | 1.436 55,832 |
| 17 ALIAGA | 126 17,897 | 578 82,102 | 1.670 | | 874 54,084 | 742 45,915 |
| 18 ALMOHAYA | 3 1,075 | 166 98,229 | 248 87,017 | 37 12,982 | 181 52,463 | 164 47,536 |
| 19 ALCBRAS | 252 50,402 | 246 49,397 | 519 | | 349 51,297 | 324 48,142 |
| 20 ALPEYES | 152 78,756 | 41 21,243 | 361 89,800 | 41 10,199 | 282 70,149 | 120 29,850 |
| 21 ALLEPUZ | 172 33,069 | 361 66,930 | 825 97,748 | 19 2,251 | 472 46,918 | 534 53,081 |



LG2101-2


 COMUNICACION ELECTORAL DURANTE LA III REPUBLICA
 12.02.11

| | 1931 | DERECHA | 1931 | IZQUIERDA | 1933 | DERECHA | 1933 | IZQUIERDA | 1936 | DERECHA | 1936 | IZQUIERDA |
|---------------------|-------|---------|-------|-----------|-------|---------|-------|-----------|-------|---------|-------|-----------|
| MUNICIPIO | VOTOS | % | VOTOS | % | VOTOS | % | VOTOS | % | VOTOS | % | VOTOS | % |
| 1 ABANTO | 157 | 24,724 | 478 | 75,275 | 1.323 | 89,391 | 157 | 10,608 | 941 | 73,219 | 310 | 24,780 |
| 2 ACERED | 62 | 16,802 | 307 | 83,197 | 946 | 97,626 | 23 | 2,373 | 697 | 50,252 | 690 | 49,747 |
| 3 AGON | 117 | 26,896 | 318 | 73,103 | 375 | 54,347 | 315 | 45,652 | 418 | 53,865 | 398 | 46,134 |
| 4 AGUARON | 400 | 29,027 | 978 | 70,972 | 1.363 | 53,513 | 1.184 | 46,486 | 1.406 | 39,784 | 2.128 | 60,215 |
| 5 AGUILON | 110 | 15,691 | 591 | 84,308 | 1.394 | 58,596 | 985 | 41,403 | 1.373 | 53,695 | 1.184 | 46,304 |
| 6 AINZON | 467 | 23,490 | 1.521 | 76,509 | 2.090 | 62,687 | 1.244 | 37,312 | 2.514 | 58,848 | 1.758 | 41,151 |
| 7 ALADREMO | 153 | 50,000 | 153 | 50,000 | 547 | 95,462 | 26 | 4,537 | 535 | 93,895 | 36 | 6,304 |
| 8 ALAGON | 1.872 | 34,821 | 3.504 | 65,178 | 2.228 | 28,619 | 5.557 | 71,380 | 2.161 | 18,411 | 9.576 | 81,588 |
| 9 ALARBA | 203 | 43,096 | 272 | 56,903 | 760 | 89,517 | 89 | 10,482 | 837 | 96,987 | 26 | 3,012 |
| 10 ALBERITE DE SU | 136 | 50,000 | 136 | 50,000 | 528 | 87,272 | 77 | 12,727 | 367 | 75,399 | 120 | 24,640 |
| 11 ALBETA | 89 | 26,969 | 241 | 73,030 | 386 | 53,760 | 332 | 46,239 | 398 | 59,402 | 272 | 40,597 |
| 12 ALBORQUE | 135 | 49,450 | 138 | 50,549 | 446 | 98,021 | 9 | 1,978 | 346 | 61,785 | 214 | 39,214 |
| 13 ALCALA DE EBRO | 276 | 39,341 | 422 | 60,458 | 515 | 49,376 | 528 | 50,623 | 745 | 56,893 | 370 | 43,346 |
| 14 ALCALA DE MONCA | 243 | 46,374 | 281 | 53,625 | 693 | 84,718 | 125 | 15,281 | 589 | 69,539 | 258 | 30,460 |
| 15 ALCONCHEL DE AR | 463 | 50,000 | 463 | 50,000 | 1.054 | 65,506 | 555 | 34,493 | 667 | 44,615 | 828 | 55,384 |
| 16 ALDEHUELLO DE LI | 141 | 49,128 | 146 | 50,871 | 460 | 96,638 | 16 | 3,361 | 377 | 75,249 | 124 | 24,750 |
| 18 ALFAMEN | 212 | 19,831 | 857 | 80,168 | 501 | 35,356 | 916 | 64,643 | 704 | 34,679 | 1.326 | 65,320 |
| 19 ALFORQUE | 137 | 33,161 | 272 | 61,838 | 591 | 93,958 | 38 | 6,040 | 395 | 64,688 | 216 | 35,351 |
| 20 ALHAMA DE ARAGO | 868 | 46,367 | 1.004 | 53,632 | 3.007 | 84,680 | 544 | 15,319 | 2.178 | 54,668 | 1.306 | 45,331 |
| 21 ALMOCHUEL | 68 | 50,000 | 68 | 50,000 | 80 | 75,471 | 26 | 24,528 | 155 | 88,571 | 20 | 11,428 |
| 22 ALMOLDA | 600 | 49,473 | 614 | 50,526 | 2.488 | 94,817 | 136 | 5,182 | 2.377 | 81,685 | 934 | 18,344 |



COMUNIDAD AUTÓNOMA DE ARAGÓN. AYUNTAMIENTO DE ZARAGOZA. RESULTADOS DE LA ELECCIÓN DE CONCEJALES DEL AYUNTAMIENTO DE ZARAGOZA EN LAS ELECCIONES MUNICIPALES DE 1978. COMUNIDAD AUTÓNOMA DE ARAGÓN. AYUNTAMIENTO DE ZARAGOZA. RESULTADOS DE LA ELECCIÓN DE CONCEJALES DEL AYUNTAMIENTO DE ZARAGOZA EN LAS ELECCIONES MUNICIPALES DE 1978.


| PROVINCIA | 50 | 1931 DERECHA | 1931 IZQUIERDA | 1933 DERECHA | 1933 IZQUIERDA | 1936 DERECHA | 1936 IZQUIERDA | |
|---------------------|-------|--------------|----------------|--------------|----------------|--------------|----------------|--------|
| MUNICIPIO | VOTOS | % | VOTOS | % | VOTOS | % | VOTOS | |
| 46 BARDALLUB | 427 | 50,000 | 427 | 50,000 | 920 | 45,977 | 1.081 | 54,022 |
| 47 BELCHITE | 1.112 | 26,970 | 3.011 | 73,029 | 4.930 | 60,379 | 3.235 | 39,620 |
| 48 BELMONTE EN CALA | 267 | 44,352 | 335 | 55,647 | 1.507 | 93,312 | 1.108 | 6,687 |
| 49 BERDEJO | 89 | 48,901 | 93 | 51,098 | 228 | 66,086 | 117 | 33,913 |
| 50 BERRUECO | 35 | 50,000 | 35 | 50,000 | 375 | | 426 | 93,013 |
| 51 BIEL | 72 | 4,752 | 1.443 | 95,247 | 1.535 | 61,920 | 944 | 38,079 |
| 52 BIJUESCA | 524 | 49,904 | 526 | 50,095 | 819 | 69,348 | 362 | 30,651 |
| 53 BIOTA | 432 | 25,292 | 1.276 | 74,707 | 1.707 | 56,635 | 1.307 | 43,364 |
| 54 BILBA | 148 | 50,000 | 148 | 50,000 | 458 | 85,288 | 79 | 14,711 |
| 55 BOQUIZENDO | 259 | 19,770 | 1.051 | 80,229 | 1.238 | 51,734 | 1.155 | 48,265 |
| 56 BORDALBA | 303 | 49,917 | 304 | 50,082 | 757 | 94,154 | 47 | 5,845 |
| 57 BORJA | 1.955 | 43,156 | 2.575 | 56,843 | 9.544 | 77,719 | 2.736 | 22,280 |
| 58 BOTORRITO | 138 | 23,711 | 444 | 76,289 | 415 | 70,219 | 176 | 29,780 |
| 59 BREA | 344 | 20,058 | 1.371 | 79,941 | 1.678 | 53,269 | 1.472 | 46,730 |
| 60 BUBIERCA | 279 | 49,637 | 278 | 50,362 | 448 | 96,137 | 18 | 3,862 |
| 61 BUJARALÓZ | 557 | 59,000 | 557 | 50,000 | 787 | 78,308 | 218 | 21,691 |
| 62 BULBUENTE | 443 | 39,802 | 670 | 60,197 | 745 | 38,049 | 1.213 | 61,950 |
| 63 BURETA | 271 | 36,211 | 469 | 63,788 | 851 | 54,446 | 712 | 45,553 |
| 64 BUSTE | 179 | 50,000 | 179 | 50,000 | 910 | 94,989 | 48 | 5,010 |
| 65 CABA/AS DE EBRO | 381 | 49,161 | 394 | 50,838 | 484 | 36,363 | 847 | 63,636 |
| 66 CABOLAFUENTE | 393 | 50,000 | 397 | 50,000 | 762 | 83,736 | 148 | 16,263 |



LG2101-2

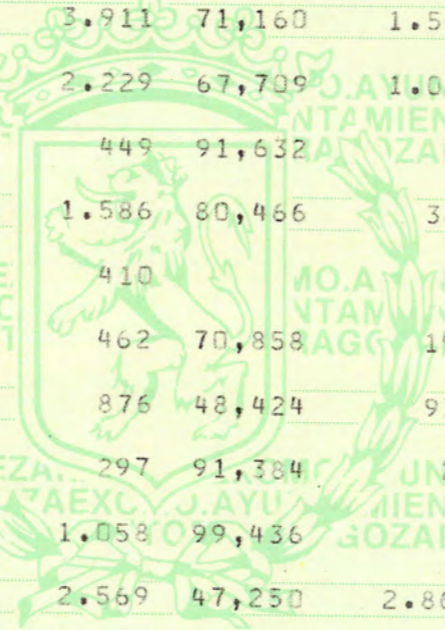
 RESOLUCION ELECTORAL DURANTE LA II REPUBLICA

| PROVINCIA 50 | 1931 DERECHA | 1931 IZQUIERDA | 1933 DERECHA | 1933 IZQUIERDA | 1936 DERECHA | 1936 IZQUIERDA |
|----------------------|--------------|----------------|--------------|----------------|--------------|----------------|
| MUNICIPIO | VOTOS % | VOTOS % | VOTOS % | VOTOS % | VOTOS % | VOTOS % |
| 197 ORCAJUE | 109 20,643 | 419 79,356 | 640 63,936 | 361 36,063 | 730 73,388 | 262 26,411 |
| 198 ORERA | 270 50,000 | 270 50,000 | 908 89,019 | 112 10,980 | 371 55,290 | 300 44,709 |
| 199 VORES | 122 19,951 | 502 80,049 | 546 37,042 | 928 62,957 | 560 37,689 | 926 62,314 |
| 200 OSEJA | 185 50,000 | 185 50,000 | 700 50,000 | 700 50,000 | 475 63,333 | 240 33,566 |
| 201 OSERA | 239 50,000 | 239 50,000 | 824 79,230 | 216 20,769 | 345 30,236 | 796 69,763 |
| 202 PANIZA | 531 50,000 | 531 50,000 | 2.837 96,463 | 104 3,536 | 2.669 91,435 | 297 8,564 |
| 203 PARACUELLOS D M | 347 23,051 | 890 71,948 | 789 50,000 | 789 50,000 | 619 23,312 | 1.552 71,487 |
| 204 PARACUELLOS D R | 413 49,166 | 427 50,833 | 1.450 85,596 | 244 14,403 | 1.716 79,444 | 444 20,555 |
| 206 PEDROLA | 875 33,169 | 1.763 66,830 | 1.812 41,144 | 2.592 58,855 | 2.351 26,580 | 4.075 48,419 |
| 207 PEDROSASO | 700 14,256 | 421 85,743 | 572 68,998 | 257 31,001 | 565 64,267 | 306 35,132 |
| 209 PIEDRATAJADA | 423 49,415 | 433 50,584 | 628 51,307 | 596 48,692 | 637 38,258 | 1.028 61,741 |
| 210 PINA | 536 36,389 | 917 63,110 | 2.534 65,191 | 1.353 34,808 | 2.232 44,205 | 2.808 55,714 |
| 211 PINSEQUE | 595 49,749 | 601 50,250 | 1.128 46,097 | 1.319 53,902 | 1.230 43,317 | 1.290 56,382 |
| 212 PINTANO | 116 50,000 | 116 50,000 | 531 50,000 | 531 50,000 | 474 83,157 | 96 16,842 |
| 213 PLASENCIA DE JA | 113 11,770 | 847 88,229 | 606 47,566 | 668 52,433 | 1.026 52,167 | 947 47,812 |
| 214 PLEITAS | 110 50,000 | 110 50,000 | 123 28,146 | 314 71,853 | 200 37,735 | 330 62,264 |
| 215 PLENAS | 128 50,000 | 128 50,000 | 1.466 92,492 | 119 7,507 | 1.205 76,217 | 376 23,782 |
| 216 POMER | 137 50,000 | 137 50,000 | 547 69,770 | 237 30,229 | 449 48,645 | 474 51,354 |
| 217 POZUELO DE ARIZA | 173 50,000 | 173 50,000 | 531 96,545 | 19 5,454 | 615 68,268 | 218 24,131 |
| 218 POZUELO DE ARAG | 359 49,722 | 363 50,277 | 1.089 88,106 | 147 11,893 | 532 37,677 | 880 62,322 |
| 219 PRADILLA DE OR | 140 45,312 | 164 50,000 | 1.009 45,022 | 1.226 54,977 | 1.101 46,675 | 1.182 51,324 |



94

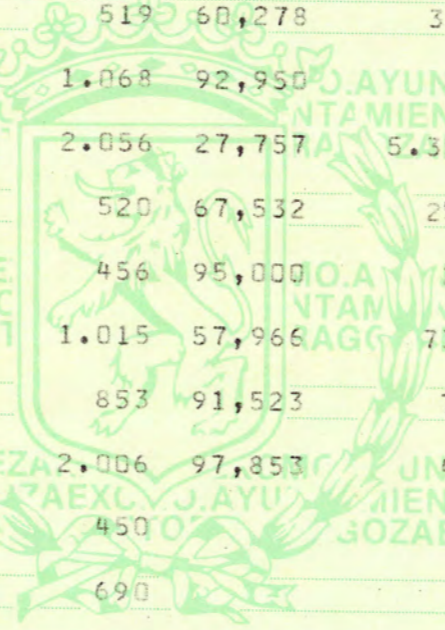
| PROVINCIA | 1931 DERECHA | 1931 IZQUIERDA | 1933 DERECHA | 1933 IZQUIERDA | 1936 DERECHA | 1936 IZQUIERDA |
|-------------------------|--------------|----------------|--------------|----------------|---------------|----------------|
| MUNICIPIO | VOTOS % | VOTOS % | VOTOS % | VOTOS % | VOTOS % | VOTOS % |
| 220 PUEBLA DE ALBOR | 113 42,322 | 154 57,677 | 151 64,529 | 83 35,470 | 777 79,927 | 260 25,072 |
| 222 PUENDELUNA | 170 50,000 | 170 50,000 | | | 230 35,384 | 420 64,615 |
| 223 PURUJOSA | 283 50,000 | 283 50,000 | 826 96,834 | 273 3,165 | 372 62,837 | 220 37,162 |
| 224 PURROY | 169 50,000 | 169 50,000 | 150 43,859 | 192 56,140 | 310 47,256 | 346 52,743 |
| 225 QUINTO | 865 44,841 | 1.064 55,158 | 3.911 71,160 | 1.585 28,839 | 4.086 65,881 | 2.116 34,118 |
| 226 REMOLINS | 458 27,326 | 1.219 72,673 | 2.229 67,709 | 1.063 32,290 | 2.384 67,535 | 1.146 32,464 |
| 227 RETASCO | 83 50,000 | 83 50,000 | 449 91,632 | 41 8,367 | 609 93,007 | 32 4,992 |
| 228 RICLA | 1.320 49,773 | 1.332 50,226 | 1.586 80,466 | 385 19,533 | 1.519 25,337 | 4.476 74,662 |
| 229 RODEN | 115 49,566 | 117 50,433 | 410 44,000 | 440 48,654 | 6 1,345 | 6 1,345 |
| 230 ROMANOS | 166 49,258 | 171 50,741 | 462 70,858 | 190 29,141 | 490 73,025 | 138 21,974 |
| 231 RUEDA DE JALON | 399 43,369 | 521 56,630 | 876 48,424 | 933 51,575 | 1.190 50,724 | 1.156 49,275 |
| 232 RUESCA | 119 45,416 | 137 54,583 | 297 91,384 | 28 8,615 | 381 88,389 | 50 11,600 |
| 233 RUESTA | 272 50,000 | 272 50,000 | 1.058 99,436 | 6 0,563 | 965 85,022 | 170 14,977 |
| 234 SADABA | 494 28,036 | 1.268 71,963 | 2.569 47,250 | 2.868 52,749 | 2.975 49,426 | 3.044 50,573 |
| 235 SALILLAS DE JALON | 336 46,280 | 390 53,719 | 336 25,965 | 958 74,034 | 603 35,119 | 1.114 64,880 |
| 236 SALVATIERRA DE | 369 50,000 | 369 50,000 | 1.669 96,362 | 63 3,637 | 1.060 66,750 | 528 33,249 |
| 237 SAMPER DEL SALZ | 195 46,099 | 228 53,900 | 742 84,126 | 140 15,873 | 655 78,443 | 180 21,556 |
| 238 SAN MARTIN DE MON | 223 37,012 | 388 62,987 | 990 85,800 | 164 14,199 | 1.170 100,000 | 0 0,000 |
| 240 SANTA CRUZ DE JALON | 221 41,935 | 306 58,064 | 1.279 81,000 | 300 18,999 | 1.245 69,514 | 546 30,485 |
| 241 STA CRUZ DE MON | 170 50,000 | 170 50,000 | 707 98,194 | 13 1,805 | 504 73,684 | 180 26,315 |
| 242 STA EULALIA DE GAL | 507 43,102 | 647 56,897 | 766 69,071 | 343 30,928 | 552 46,125 | 617 53,874 |



96

COMUNICACION ELECTORAL DURANTE LA III REPUBLICA

| PROVINCIA | 50 | 1931 DERECHA | 1931 IZQUIERDA | 1933 DERECHA | 1933 IZQUIERDA | 1936 DERECHA | 1936 IZQUIERDA |
|-----------|------------------|--------------|----------------|--------------|----------------|--------------|----------------|
| MUNICIPIO | VOTOS | % | VOTOS | % | VOTOS | % | VOTOS |
| 266 | TORRELAPAJA | 121 | 48,297 | 126 | 50,012 | 548 | 75,068 |
| 267 | TORRELLAS | 486 | 42,781 | 650 | 57,218 | 1.565 | 74,594 |
| 269 | TORRIJUN | 250 | 15,703 | 1.342 | 84,296 | 2.002 | 83,208 |
| 270 | TOSOS | 293 | 27,746 | 763 | 72,253 | 725 | 62,231 |
| 271 | TRASMOZ | 176 | 50,000 | 176 | 50,000 | 519 | 60,278 |
| 272 | TRASOBARES | 511 | 43,600 | 651 | 56,399 | 1.068 | 92,950 |
| 273 | UNCASTILLO | 342 | 29,081 | 424 | 36,918 | 2.056 | 27,757 |
| 274 | UNDUES DE LERDA | 100 | 25,641 | 290 | 74,358 | 520 | 67,532 |
| 275 | UNDUES-PIENTANO | 113 | 50,000 | 116 | 50,000 | 456 | 95,000 |
| 276 | URREAC DE JALON | 447 | 50,000 | 447 | 50,000 | 1.015 | 57,966 |
| 277 | URRIES | 264 | 49,905 | 265 | 50,094 | 853 | 91,523 |
| 278 | USED | 190 | 32,256 | 399 | 67,741 | 2.006 | 97,853 |
| 280 | VALDEHORNA | 104 | 50,000 | 104 | 50,000 | 450 | 50,000 |
| 281 | VAL DE SAN MART | 185 | 50,000 | 185 | 50,000 | 690 | 50,000 |
| 282 | VALMADRID | 79 | 50,000 | 74 | 50,000 | 224 | 68,501 |
| 283 | VALPALMAS | 117 | 17,115 | 567 | 82,894 | 502 | 42,114 |
| 284 | VALTORRES | 210 | 50,000 | 210 | 50,000 | 941 | 99,893 |
| 285 | VELILLA DE EBRO | 519 | 49,816 | 518 | 50,193 | 1.064 | 84,110 |
| 286 | VELILLA DE JILLO | 232 | 22,884 | 480 | 47,415 | 358 | 24,123 |
| 297 | VERA DE MONCAYO | 581 | 39,903 | 875 | 60,096 | 2.060 | 77,941 |
| 288 | VIERLAS | 123 | 49,042 | 133 | 50,957 | 608 | 98,701 |



3. Indices de orientación del voto a nivel municipal
en las tres coyunturas electorales (1931-1933-1936)
Indices de Evolución de la Derecha e Izquierda entre
1933-1931, 1936-1933 y 1936-1931
- municipios de Huesca
 - total de **provincia** de Huesca
 - municipios de Teruel
 - total provincia de **Teruel**
 - **municipios** de Zaragoza-provincia
 - total circunscripción Zaragoza-provincia
 - municipios de Zaragoza-capital y total circunscripción

100

INDICES DE ORIENTACION Y EVOLUCION DEL VOTO DE LA II REPUBLICA

(1)

| PV | MUNICIPIO | INDICES DE ORIENTACION | | | EVOLUC. 33-31 | | EVOLUC. 36-33 | | EVOLUC. 36-31 | |
|----|--------------------|------------------------|-------|-------|---------------|--------|---------------|--------|---------------|--------|
| | | 1.931 | 1.933 | 1.936 | DCHA. | IZDA. | DCHA. | IZDA. | DCHA. | IZDA. |
| 1 | 22 ABAY | 0,024 | 0,036 | 0,577 | 101,43 | 98,57 | 66,88 | 133,12 | 68,32 | 131,62 |
| 2 | 22 ABENA | 0,018 | 0,663 | | 198,18 | 101,81 | 61,95 | 138,05 | 160,13 | 139,86 |
| 3 | 22 ABITEO | 0,994 | 0,819 | 0,870 | 173,06 | 26,94 | 55,37 | 144,63 | 128,42 | 71,58 |
| 4 | 22 ABIZANDA | 0,024 | 0,026 | 0,301 | 101,36 | 98,64 | 77,46 | 122,54 | 73,22 | 121,17 |
| 5 | 22 ACIN | 0,003 | 0,245 | 1,181 | 80,70 | 119,30 | 65,54 | 134,46 | 46,23 | 153,77 |
| 6 | 22 ACUMBER | 0,011 | 1,415 | 1,350 | 42,53 | 157,47 | 101,13 | 98,87 | 43,60 | 156,34 |
| 7 | 22 ADAHUESCA | 0,727 | 0,174 | 0,479 | 126,61 | 273,39 | 82,41 | 117,59 | 109,21 | 80,22 |
| 8 | 22 AGUAS | 33,758 | 0,147 | 3,418 | 184,27 | 15,73 | 35,49 | 164,51 | 119,75 | 80,25 |
| 9 | 22 AGUERO | 0,935 | 0,518 | 2,442 | 153,27 | 46,73 | 65,19 | 136,81 | 116,45 | 82,55 |
| 10 | 22 AGUINALBU | 0,321 | 0,123 | 1,746 | 108,86 | 91,14 | 51,90 | 148,10 | 60,77 | 139,23 |
| 11 | 22 AINSA | 1,182 | 0,317 | 0,481 | 130,09 | 69,91 | 91,58 | 108,42 | 121,66 | 78,34 |
| 12 | 22 AISA | 1,269 | 0,484 | 1,287 | 123,19 | 76,81 | 76,37 | 123,63 | 89,56 | 100,44 |
| 13 | 22 ALBADA DE TOIM | 2,522 | 0,03 | 1,154 | 171,77 | 28,23 | 46,81 | 153,19 | 113,52 | 61,42 |
| 14 | 22 ALBALATILLO | 0,128 | 0,139 | 0,185 | 99,09 | 100,91 | 96,67 | 103,33 | 95,75 | 104,25 |
| 15 | 22 ALBILDA | 0,135 | 0,404 | 1,451 | 160,23 | 39,77 | 69,61 | 130,39 | 122,89 | 70,19 |
| 16 | 22 ALBELLAYUJANOV | 0,024 | 0,135 | 0,669 | 86,73 | 113,22 | 75,56 | 124,44 | 62,34 | 167,64 |
| 17 | 22 ALBERO ALTO | 2,460 | 0,135 | 0,871 | 159,16 | 40,84 | 65,39 | 134,61 | 124,54 | 75,46 |
| 18 | 22 ALBERO BAJO | 0,009 | 0,144 | 0,816 | 87,79 | 112,21 | 67,71 | 132,28 | 55,49 | 144,51 |
| 19 | 22 ALBERUELA DE ST | 1,204 | 0,284 | 0,656 | 132,51 | 67,49 | 82,49 | 117,51 | 115,20 | 65,20 |
| 20 | 22 ALBERUELA DE TU | 22,375 | 0,019 | 2,305 | 193,83 | 6,17 | 32,14 | 167,86 | 125,97 | 74,03 |
| 21 | 22 ALCAEN DE GURRI | 5,433 | 0,199 | 6,609 | 167,21 | 32,09 | 29,80 | 170,18 | 87,73 | 102,27 |



INDICES DE ORIENTACION Y EVOLUCION DEL VOTO III REPUBLICA

PV MUNICIPIO INDICES DE ORIENTACION EVOLUC. 33-31 EVOLUC. 36-33 EVOLUC. 36-31 DCHA. IZDA. DCHA. IZDA. DCHA. IZDA.

22 ALCADA DEL OBISPO 1,931 1,933 1,936 197,22 102,78 56,50 143,50 53,72 146,29

23 22 ALCAMPEL 5,118 0,008 1,110 182,82 17,18 48,22 151,78 131,03 68,97

24 22 ALCOLEA DE CINCO REYES 0,070 0,076 0,654 99,49 100,51 67,57 132,43 67,06 132,94

25 22 ALCUBIERRE 5,029 0,029 1,891 142,55 57,45 75,38 124,62 117,93 82,07

26 22 ALERRE 1,021 0,210 0,711 133,12 66,88 75,82 124,18 108,94 91,06

27 22 ALINS DEL MONTE 0,039 0,039 0,039 100,00 100,00 196,15 103,84 196,15 103,84

28 22 ALMUDEBAR 0,715 0,022 1,762 133,24 66,76 44,67 155,33 77,91 122,09

29 22 ALMUNIA DE SAN PEDRO 0,040 0,038 0,436 100,18 99,82 73,37 126,63 73,55 126,45

30 22 ALMUNIENTE 0,716 1,325 1,038 84,74 115,26 106,04 93,96 90,78 109,21

31 22 ALQUEZAR 0,648 0,261 1,261 157,13 42,87 49,33 150,67 105,46 93,34

32 22 ANGUES 6,234 0,786 0,320 142,16 57,84 119,75 80,25 161,92 38,08

33 22 ANTES 0,562 0,452 0,044 131,06 68,94 19,15 130,85 50,22 149,78

34 22 ANSOO 0,864 0,381 0,701 110,26 89,74 94,08 105,92 104,34 95,84

35 22 ANTILLON 0,910 0,386 0,975 119,78 80,22 78,51 121,49 98,29 101,71

36 22 ANZANIGO 3,430 0,333 2,405 152,42 47,58 54,37 145,63 106,79 93,21

37 22 APIES 0,084 0,226 0,749 87,20 112,80 74,30 125,70 61,50 138,50

38 22 AQUILUE 0,089 0,128 0,564 96,83 103,17 75,29 124,71 72,12 127,88

39 22 ARABANZUELO 0,055 0,786 1,947 194,75 105,24 61,22 138,78 155,97 144,02

40 22 ARAGUAS DEL SOL 0,021 0,228 1,979 197,91 102,08 83,48 116,52 181,39 118,60

41 22 ARAGUES DEL PUE 0,820 0,338 0,782 119,77 80,23 81,42 118,58 101,18 98,82

42 22 ARASCUES 0,032 0,233 1,968 196,87 103,12 84,07 115,83 181,03 118,96



102

INDICES DE ORIENTACION Y EVOLUCION DEL VOTO DE LA REPUBLICA

(1)

| PV | MUNICIPIO | INDICES DE ORIENTACION | | | EVOLUC. 33-31 | | EVOLUC. 36-33 | | EVOLUC. 36-31 | |
|----|-----------|------------------------|-------|-------|---------------|-------|---------------|-------|---------------|-------|
| | | 1.931 | 1.933 | 1.936 | DCHA. | IZDA. | DCHA. | IZDA. | DCHA. | IZDA. |

| | | | | | | | | | | | |
|----|----|----------|-------|-------|-------|-------|--------|-------|--------|-------|--------|
| 43 | 22 | ARBANJES | 0,072 | 0,416 | 0,510 | 70,83 | 129,17 | 95,59 | 104,41 | 66,42 | 133,52 |
|----|----|----------|-------|-------|-------|-------|--------|-------|--------|-------|--------|

| | | | | | | | | | | | |
|----|----|--------|-------|-------|-------|--------|-------|-------|--------|--------|-------|
| 44 | 22 | ARBUES | 1,980 | 0,312 | 0,704 | 142,62 | 57,38 | 82,51 | 117,49 | 125,12 | 74,88 |
|----|----|--------|-------|-------|-------|--------|-------|-------|--------|--------|-------|

| | | | | | | | | | | | |
|----|----|--------|--------|-------|-------|--------|-------|-------|--------|--------|-------|
| 45 | 22 | ARCUSA | 10,960 | 0,480 | 0,395 | 169,72 | 30,28 | 98,09 | 101,50 | 105,20 | 31,90 |
|----|----|--------|--------|-------|-------|--------|-------|-------|--------|--------|-------|

| | | | | | | | | | | | |
|----|----|------|-------|-------|-------|--------|-------|-------|--------|-------|--------|
| 46 | 22 | AREN | 0,932 | 0,723 | 1,613 | 106,81 | 93,19 | 80,23 | 119,77 | 87,25 | 112,25 |
|----|----|------|-------|-------|-------|--------|-------|-------|--------|-------|--------|

| | | | | | | | | | | | |
|----|----|-----------|-------|-------|-------|--------|-------|-------|--------|-------|--------|
| 47 | 22 | ARGAVIESO | 0,413 | 0,299 | 0,446 | 106,15 | 93,85 | 92,21 | 107,79 | 98,36 | 101,64 |
|----|----|-----------|-------|-------|-------|--------|-------|-------|--------|-------|--------|

| | | | | | | | | | | | |
|----|----|--------|-------|-------|-------|--------|--------|-------|--------|--------|--------|
| 48 | 22 | ARGUES | 0,000 | 0,000 | 0,000 | 155,50 | 144,49 | 94,50 | 105,50 | 150,00 | 050,00 |
|----|----|--------|-------|-------|-------|--------|--------|-------|--------|--------|--------|

| | | | | | | | | | | | |
|----|----|------------------|-------|------|-------|-------|--------|-------|--------|-------|--------|
| 49 | 22 | ASO DE SOBREMONT | 0,434 | 0,74 | 0,678 | 81,78 | 118,22 | 80,63 | 115,52 | 63,86 | 151,24 |
|----|----|------------------|-------|------|-------|-------|--------|-------|--------|-------|--------|

| | | | | | | | | | | | |
|----|----|--------|-------|-------|-------|--------|-------|-------|--------|-------|--------|
| 50 | 22 | ATARES | 0,139 | 0,028 | 0,533 | 109,47 | 90,53 | 68,03 | 131,97 | 77,50 | 122,50 |
|----|----|--------|-------|-------|-------|--------|-------|-------|--------|-------|--------|

| | | | | | | | | | | | |
|----|----|--------|-------|-------|-------|-------|--------|-------|--------|-------|--------|
| 51 | 22 | AYERBE | 0,963 | 0,919 | 2,123 | 98,50 | 101,50 | 79,93 | 120,07 | 75,42 | 021,58 |
|----|----|--------|-------|-------|-------|-------|--------|-------|--------|-------|--------|

| | | | | | | | | | | | |
|----|----|--------|-------|-------|-------|--------|-------|--------|-------|--------|-------|
| 52 | 22 | AZANUY | 2,914 | 0,517 | 1,469 | 114,15 | 85,85 | 100,76 | 99,24 | 015,24 | 65,28 |
|----|----|--------|-------|-------|-------|--------|-------|--------|-------|--------|-------|

| | | | | | | | | | | | |
|----|----|-------|-------|--|-------|------|-------|--------|--------|-------|--------|
| 53 | 22 | AZARA | 0,016 | | 0,489 | 1,63 | 98,38 | 167,11 | 132,88 | 68,75 | 131,25 |
|----|----|-------|-------|--|-------|------|-------|--------|--------|-------|--------|

| | | | | | | | | | | | |
|----|----|--------|-------|--|-------|------|-------|--------|--------|-------|--------|
| 54 | 22 | AZUQUE | 4,093 | | 1,581 | 3,56 | 91,45 | 138,73 | 141,26 | 42,30 | 052,70 |
|----|----|--------|-------|--|-------|------|-------|--------|--------|-------|--------|

| | | | | | | | | | | | |
|----|----|--------|-------|-------|-------|--------|-------|-------|--------|-------|--------|
| 55 | 22 | BAILDS | 0,475 | 0,032 | 3,341 | 127,22 | 72,78 | 28,02 | 171,98 | 55,24 | 160,74 |
|----|----|--------|-------|-------|-------|--------|-------|-------|--------|-------|--------|

| | | | | | | | | | | | |
|----|----|-------|-------|-------|-------|--------|-------|-------|--------|-------|--------|
| 56 | 22 | BAILO | 0,164 | 0,021 | 0,531 | 112,06 | 87,94 | 67,34 | 132,66 | 79,41 | 120,59 |
|----|----|-------|-------|-------|-------|--------|-------|-------|--------|-------|--------|

| | | | | | | | | | | | |
|----|----|----------|-------|-------|-------|--------|-------|-------|--------|--------|-------|
| 57 | 22 | BAUDELLU | 0,746 | 0,148 | 0,360 | 129,83 | 70,17 | 86,02 | 113,56 | 116,29 | 86,76 |
|----|----|----------|-------|-------|-------|--------|-------|-------|--------|--------|-------|

| | | | | | | | | | | | |
|----|----|----------|-------|-------|-------|--------|-------|-------|--------|--------|-------|
| 58 | 22 | BALLOBAR | 0,564 | 0,169 | 0,002 | 163,56 | 36,44 | 64,47 | 135,53 | 025,24 | 71,27 |
|----|----|----------|-------|-------|-------|--------|-------|-------|--------|--------|-------|

| | | | | | | | | | | | |
|----|----|----------|-------|-------|-------|-------|--------|-------|--------|-------|--------|
| 59 | 22 | BANARIES | 0,077 | 1,852 | 4,531 | 42,29 | 157,71 | 83,02 | 116,98 | 25,31 | 174,69 |
|----|----|----------|-------|-------|-------|-------|--------|-------|--------|-------|--------|

| | | | | | | | | | | | |
|----|----|----------|-------|--|-------|-------|-------|--------|--------|-------|--------|
| 60 | 22 | BANASTAS | 0,209 | | 1,291 | 17,36 | 82,65 | 143,63 | 156,36 | 61,00 | 039,00 |
|----|----|----------|-------|--|-------|-------|-------|--------|--------|-------|--------|

| | | | | | | | | | | | |
|----|----|-----------|-------|-------|-------|--------|-------|-------|--------|-------|--------|
| 61 | 22 | BANDALAYS | 0,544 | 0,402 | 1,021 | 102,95 | 97,05 | 82,00 | 118,60 | 84,26 | 115,24 |
|----|----|-----------|-------|-------|-------|--------|-------|-------|--------|-------|--------|

| | | | | | | | | | | | |
|----|----|----------|-------|-------|-------|-------|--------|-------|--------|-------|--------|
| 62 | 22 | BARAGUAS | 0,009 | 0,056 | 0,666 | 95,60 | 104,40 | 65,35 | 134,65 | 60,95 | 139,05 |
|----|----|----------|-------|-------|-------|-------|--------|-------|--------|-------|--------|

| | | | | | | | | | | | |
|----|----|------------|-------|-------|-------|--------|-------|-------|--------|--------|-------|
| 63 | 22 | BARBASITRO | 1,900 | 0,484 | 0,953 | 142,26 | 57,04 | 66,77 | 113,20 | 109,72 | 90,28 |
|----|----|------------|-------|-------|-------|--------|-------|-------|--------|--------|-------|



103

INDICES DE ORIENTACION Y EVOLUCION DEL VOTO. II REPUBLICA

| PV | MUNICIPIO | INDICES DE ORIENTACION | | | EVOLUC. 33-31 | | EVOLUC. 36-33 | | EVOLUC. 36-31 | |
|----|--------------------|------------------------|--------|-------|---------------|--------|---------------|--------|---------------|--------|
| | | 1.931 | 1.933 | 1.936 | DCHA. | IZDA. | DCHA. | IZDA. | DCHA. | IZDA. |
| 64 | 22 BARBENUTA | 0,524 | 0,020 | 0,025 | 83,56 | 116,45 | 99,37 | 100,63 | 82,92 | 117,28 |
| 65 | 22 BARBUÉS | 0,092 | 0,014 | 0,262 | 107,03 | 92,97 | 80,65 | 119,35 | 87,68 | 112,32 |
| 66 | 22 BARBUJALES | 0,264 | 0,175 | 0,368 | 106,01 | 93,99 | 87,99 | 112,01 | 94,00 | 106,00 |
| 67 | 22 BARCABO | 0,071 | 0,326 | 0,024 | 145,81 | 54,19 | 83,86 | 116,14 | 129,67 | 70,33 |
| 68 | 22 BARLUENGA | 0,107 | 0,329 | 0,707 | 84,98 | 115,02 | 83,35 | 116,65 | 68,33 | 131,67 |
| 69 | 22 BELVER | 0,206 | 0,013 | 1,444 | 167,47 | 32,53 | 42,26 | 157,74 | 109,72 | 94,28 |
| 70 | 22 BENABARRÉ | 0,134 | 0,010 | 0,892 | 130,40 | 69,60 | 92,17 | 107,83 | 122,57 | 77,43 |
| 71 | 22 BENASQUE | 3,311 | 0,887 | 1,165 | 129,79 | 70,21 | 93,20 | 106,80 | 122,99 | 77,01 |
| 72 | 22 BENTUE DE BASAL | 0,116 | 14,782 | | 189,55 | 110,44 | 16,79 | 183,21 | 106,33 | 193,66 |
| 73 | 22 BERADUY | 0,291 | 0,075 | 0,773 | 112,47 | 87,53 | 63,39 | 136,61 | 75,86 | 124,14 |
| 74 | 22 BERBEGAL | 0,733 | 0,437 | 5,111 | 111,88 | 88,12 | 46,78 | 153,22 | 58,67 | 141,33 |
| 75 | 22 BERDUN | 0,739 | 1,013 | 2,233 | 127,82 | 72,18 | 82,01 | 117,98 | 109,82 | 94,18 |
| 76 | 22 BERGOA-BASARAN | 0,197 | | | 100,00 | 100,00 | 183,51 | 116,48 | 183,51 | 116,48 |
| 77 | 22 BERNUES | 0,888 | 0,036 | 0,157 | 143,51 | 56,49 | 89,91 | 110,09 | 133,42 | 66,58 |
| 78 | 22 BESOS DO GARCIP | 0,174 | 2,769 | | 185,17 | 114,82 | 41,36 | 158,64 | 126,53 | 173,46 |
| 79 | 22 BESPEN | 0,469 | 0,627 | | 31,89 | 68,12 | 161,45 | 138,54 | 93,35 | 106,65 |
| 80 | 22 BETESA | 0,565 | 0,103 | 0,509 | 126,69 | 73,31 | 75,65 | 124,35 | 102,33 | 97,67 |
| 81 | 22 BIELSA | 0,250 | 0,514 | 2,257 | 85,42 | 114,58 | 65,77 | 134,23 | 51,10 | 148,31 |
| 82 | 22 BIERGE | 0,814 | 0,180 | | 159,63 | 40,37 | 50,71 | 149,29 | 110,33 | 89,87 |
| 83 | 22 BIESCAS | 2,656 | 1,268 | 1,844 | 116,72 | 83,28 | 91,08 | 108,92 | 107,80 | 92,20 |
| 84 | 22 BIMASED | 0,260 | 0,701 | 0,887 | 128,13 | 71,87 | 94,23 | 105,77 | 122,36 | 77,65 |



| PV | MUNICIPIO | INDICES DE ORIENTACION | | | EVOLUC. 33-31 | | EVOLUC. 36-33 | | EVOLUC. 36-31 | |
|-----|----------------|------------------------|-------|-------|---------------|--------|---------------|--------|---------------|--------|
| | | 1.931 | 1.933 | 1.936 | DCHA. | IZDA. | DCHA. | IZDA. | DCHA. | IZDA. |
| 85 | 22 BINEBAR | 0,716 | 0,078 | 1,503 | 134,43 | 65,57 | 47,24 | 152,76 | 81,88 | 108,32 |
| 86 | 22 BINIES | 0,236 | 0,250 | 2,272 | 99,15 | 100,86 | 50,57 | 149,43 | 49,71 | 150,29 |
| 87 | 22 BISAUERRI | 0,319 | 0,253 | 0,478 | 104,00 | 96,00 | 97,87 | 112,15 | 91,88 | 108,12 |
| 88 | 22 BISCARRUES | 0,028 | 0,370 | 1,350 | 145,66 | 54,34 | 32,68 | 117,32 | 123,34 | 71,86 |
| 89 | 22 BLECUA | 0,124 | 0,228 | 0,295 | 92,51 | 107,49 | 95,77 | 104,23 | 88,28 | 111,72 |
| 90 | 22 BOLEA | 0,110 | 0,045 | 1,681 | 148,28 | 51,72 | 41,64 | 158,36 | 89,92 | 114,08 |
| 91 | 22 BOLTÁ/A | 0,104 | 0,074 | 1,393 | 102,37 | 97,63 | 48,68 | 151,32 | 51,25 | 148,99 |
| 92 | 22 BONANSA | 0,290 | 0,067 | 0,334 | 116,15 | 83,85 | 81,28 | 118,72 | 97,44 | 102,56 |
| 93 | 22 BONO | 0,021 | 0,277 | 0,267 | 80,43 | 119,57 | 100,58 | 99,42 | 15,02 | 118,98 |
| 94 | 22 BORAU | 0,867 | 0,421 | 1,791 | 120,02 | 79,98 | 106,60 | 98,40 | 126,32 | 73,38 |
| 95 | 22 BOTAYA | | | 0,871 | 100,00 | 100,00 | 153,42 | 146,57 | 153,42 | 146,57 |
| 96 | 22 BROTO | 0,178 | 0,011 | 0,132 | 104,34 | 95,66 | 99,11 | 100,88 | 103,40 | 94,56 |
| 97 | 22 BUERA | 1,527 | 0,474 | 1,190 | 103,09 | 96,91 | 114,06 | 95,94 | 107,18 | 92,88 |
| 98 | 22 BURGASE | 0,033 | 0,111 | 0,221 | 93,20 | 106,80 | 91,87 | 108,13 | 85,07 | 114,93 |
| 99 | 22 CAJIGARRI | 0,107 | 0,261 | | 9,73 | 90,28 | 179,24 | 120,75 | 88,97 | 114,03 |
| 100 | 22 CALADRANES | 0,104 | 0,075 | 0,299 | 102,34 | 97,66 | 50,50 | 149,50 | 52,89 | 147,18 |
| 101 | 22 CALASANZ | 0,189 | 0,013 | 1,221 | 114,54 | 85,46 | 46,40 | 153,60 | 60,94 | 139,06 |
| 102 | 22 CALIVERA | 2,762 | 3,803 | 1,158 | 94,25 | 105,75 | 125,49 | 74,51 | 118,74 | 80,26 |
| 103 | 22 CALLEN | 2,024 | 0,964 | 2,000 | 118,49 | 81,51 | 82,49 | 117,51 | 100,24 | 69,22 |
| 104 | 22 CAMPO | 0,650 | 0,191 | 1,011 | 123,32 | 76,68 | 65,83 | 134,17 | 89,16 | 110,84 |
| 105 | 22 CAMPORREDLS | 67,340 | 0,883 | 0,467 | 174,40 | 125,60 | 93,16 | 106,80 | 167,56 | 32,44 |



106

INDICES DE ORIENTACION Y EVOLUCION DEL VOTO. II REPUBLICA

| PV | MUNICIPIO | INDICES DE ORIENTACION | | | EVOLUC. 33-31 | | EVOLUC. 36-33 | | EVOLUC. 36-31 | |
|-----|----------------------|------------------------|-------|--------|---------------|---------------|---------------|--------|---------------|---------------|
| | | 1.931 | 1.933 | 1.936 | DCHA. | IZDA. | DCHA. | IZDA. | DCHA. | IZDA. |
| 127 | 22 CORNODELLANA | 2,422 | 0,026 | 2,237 | 167,96 | 32,04 | 33,51 | 166,49 | 101,47 | 88,93 |
| 128 | 22 CORTILLAS | 0,303 | 0,004 | 0,046 | 122,81 | 77,19 | 95,98 | 104,02 | 118,79 | 81,21 |
| 129 | 22 COSCOJUELA (FANT) | 2,614 | 2,475 | 2,282 | 101,10 | 98,89 | 101,68 | 98,32 | 102,79 | 97,21 |
| 130 | 22 COSCOJUELA (SOBR) | 0,068 | 0,169 | 1,378 | 91,88 | 108,12 | 56,54 | 143,46 | 48,42 | 151,58 |
| 131 | 22 COSCULLANO | 0,027 | 0,169 | 0,290 | 88,19 | 111,81 | 92,00 | 108,00 | 80,18 | 119,82 |
| 132 | 22 COSTEANTO | 3,857 | 0,434 | 1,468 | 176,05 | 23,95 | 43,87 | 156,13 | 219,91 | 80,09 |
| 133 | 22 OREGENZAN | 0,821 | 0,545 | 0,333 | 129,26 | 70,74 | 110,29 | 89,71 | 139,56 | 60,44 |
| 134 | 22 CUARTE | 0,076 | 0,563 | 10,091 | 71,05 | 128,95 | 45,07 | 154,93 | 16,12 | 183,88 |
| 135 | 22 CHALEMERA | 0,028 | 0,177 | 1,879 | 87,66 | 112,34 | 49,80 | 150,20 | 37,46 | 162,54 |
| 136 | 22 CHIA | 0,027 | 0,316 | 1,316 | 199,22 | 100,77 | 2,31 | 197,59 | 101,53 | 188,96 |
| 137 | 22 CHIMILLAS | 1,353 | 1,777 | | 142,48 | 157,51 | 93,52 | 106,48 | 136,00 | 164,00 |
| 138 | 22 EMBUN | 0,020 | 0,480 | 1,806 | 99,07 | 100,93 | 42,83 | 157,17 | 41,90 | 158,10 |
| 139 | 22 ENA | 1,827 | 0,590 | | 65,38 | 34,63 | 162,87 | 137,12 | 128,25 | 70,75 |
| 140 | 22 ERDAO | 1,093 | 0,010 | 0,163 | 151,21 | 48,79 | 86,98 | 113,02 | 138,19 | 61,81 |
| 141 | 22 ESCARRILLO | | | | 100,00 | 100,00 | 100,00 | 100,00 | 100,00 | 100,00 |
| 142 | 22 ESCUER | 12,004 | 2,624 | 10,889 | 119,91 | 80,82 | 80,81 | 119,19 | 100,71 | 89,29 |
| 143 | 22 ESPES | 0,059 | 0,489 | 0,840 | 72,77 | 127,23 | 87,23 | 112,77 | 59,99 | 140,01 |
| 144 | 22 ESPLUS | 1,072 | 0,837 | | 51,76 | 48,25 | 154,42 | 145,57 | 106,18 | 94,82 |
| 145 | 22 ESPUSA | 0,034 | 0,131 | | 88,28 | 111,72 | 103,11 | 96,89 | 91,32 | 103,81 |
| 146 | 22 ESPUENDOLAS | 0,351 | 0,102 | 1,771 | 116,68 | 83,32 | 45,39 | 154,61 | 62,07 | 137,93 |
| 147 | 22 ESQUEDAS | 0,109 | 0,074 | 0,682 | 102,94 | 97,06 | 66,36 | 133,64 | 69,81 | 130,69 |




| PV | MUNICIPIO | INDICES DE ORIENTACION | | | EVOLUC. 33-31 | | EVOLUC. 36-33 | | EVOLUC. 36-31 | |
|-----|-------------------|------------------------|-------|-------|---------------|--------|---------------|--------|---------------|--------|
| | | 1.931 | 1.933 | 1.936 | DCHA. | IZDA. | DCHA. | IZDA. | DCHA. | IZDA. |
| 190 | 22 LAGUARRES | 0,022 | 0,022 | 0,268 | 99,86 | 100,14 | 79,20 | 120,80 | 79,05 | 120,95 |
| 191 | 22 LAGUNARROTA | 0,785 | 0,454 | 0,640 | 112,77 | 87,23 | 92,21 | 107,79 | 104,97 | 95,03 |
| 192 | 22 LALUEGA | 1,283 | 0,743 | 0,563 | 111,54 | 88,46 | 106,62 | 93,38 | 118,17 | 81,83 |
| 193 | 22 LALUEZA | 4,526 | 0,623 | 2,635 | 144,31 | 55,69 | 65,13 | 134,87 | 109,44 | 90,56 |
| 194 | 22 LANAJA | 8,886 | 1,042 | 4,762 | 138,83 | 61,17 | 68,41 | 131,59 | 107,23 | 92,77 |
| 195 | 22 LANUZA | 1,708 | 0,118 | 0,012 | 147,19 | 52,81 | 114,65 | 85,35 | 161,85 | 38,15 |
| 196 | 22 LAREDO IGUERA | 5,020 | 0,214 | 0,154 | 165,68 | 34,32 | 64,06 | 135,94 | 129,74 | 70,26 |
| 197 | 22 LARUES | 0,64 | | 1,701 | 130,08 | 60,91 | 137,01 | 162,98 | 76,09 | 123,90 |
| 198 | 22 LARRES | 0,97 | | | | | | | | |
| 199 | 22 LASCASAS | 0,242 | 0,135 | 0,980 | 107,64 | 92,36 | 45,46 | 154,54 | 53,11 | 146,89 |
| 200 | 22 LASCELLAS | 0,952 | 0,010 | 1,151 | 147,71 | 52,29 | 47,56 | 152,44 | 95,27 | 104,73 |
| 201 | 22 LASCUARRE | 0,400 | 0,770 | 0,887 | 85,44 | 114,56 | 96,51 | 103,49 | 81,95 | 018,05 |
| 202 | 22 LASPAULES | 0,046 | 0,121 | 0,854 | 50,09 | 149,91 | 108,28 | 91,72 | 58,37 | 141,83 |
| 203 | 22 LASPUJA | 0,028 | 0,451 | 0,742 | 71,66 | 128,34 | 88,51 | 111,49 | 60,16 | 139,84 |
| 204 | 22 LASTANOSA | 0,076 | 0,021 | 0,086 | 104,98 | 95,02 | 101,47 | 98,53 | 106,46 | 93,54 |
| 205 | 22 LATRE | 0,28 | 0,042 | 1,688 | 118,08 | 81,91 | 41,24 | 158,76 | 59,32 | 115,06 |
| 206 | 22 LIERTA | 0,020 | 0,035 | 0,744 | 98,57 | 101,43 | 60,78 | 139,22 | 59,34 | 140,66 |
| 207 | 22 LIESE | 0,020 | 3,020 | | 198,01 | 101,98 | 26,86 | 173,14 | 124,87 | 075,12 |
| 208 | 22 LINAS DE BROTO | 0,521 | 0,557 | | 162,82 | 137,17 | 101,40 | 98,60 | 164,22 | 135,77 |
| 209 | 22 LOARRE | 0,463 | 0,053 | 1,253 | 126,55 | 73,45 | 49,50 | 150,50 | 76,05 | 123,95 |
| 210 | 22 LORDEZANO | 0,114 | 1,270 | | 189,75 | 110,24 | 54,29 | 145,71 | 144,03 | 055,26 |



112

INDICES DE ORIENTACION Y EVOLUCION DEL VOTO DE LA REPUBLICA

| PV | MUNICIPIO | INDICES DE ORIENTACION | | | EVOLUC. 33-31 | | EVOLUC. 36-33 | | EVOLUC. 36-31 | |
|-----|---------------------|------------------------|-------|-------|---------------|--------|---------------|--------|---------------|--------|
| | | 1.931 | 1.933 | 1.936 | DCHA. | IZDA. | DCHA. | IZDA. | DCHA. | IZDA. |
| 253 | PIEDRAFITA DE M... | 0,29 | 0,28 | 0,058 | 146,97 | 83,02 | 100,27 | 99,73 | 117,24 | 82,75 |
| 254 | PIEDRAMORRERA | 0,00 | 2,462 | 8,833 | 28,87 | 171,12 | 81,29 | 118,71 | 10,16 | 189,83 |
| 255 | PILZEN | 0,193 | 0,102 | 0,431 | 106,98 | 93,02 | 79,11 | 120,88 | 86,00 | 113,91 |
| 256 | PIRAOÉS | 0,524 | 0,22 | 0,762 | 158,21 | 71,79 | 58,90 | 141,10 | 117,14 | 82,90 |
| 257 | PLAN | 0,195 | 0,222 | 0,361 | 98,18 | 101,82 | 91,64 | 108,36 | 89,81 | 110,19 |
| 258 | PLASENCIA DEL AM... | 0,506 | 0,541 | 1,414 | 98,53 | 101,47 | 76,53 | 123,47 | 75,06 | 124,94 |
| 259 | POLEZINO | 2,149 | 0,19 | 0,531 | 166,35 | 73,65 | 66,35 | 133,65 | 132,7 | 67,3 |
| 260 | POMAR | 0,467 | 2,626 | 3,144 | 59,43 | 140,57 | 96,56 | 103,44 | 55,98 | 144,02 |
| 261 | PONZANO | 0,627 | 0,462 | 0,631 | 106,93 | 93,07 | 92,92 | 107,08 | 99,86 | 100,14 |
| 262 | POZAN DE VERO | 0,58 | 0,046 | 2,702 | 143,75 | 56,25 | 78,16 | 121,84 | 121,2 | 78,1 |
| 263 | PUEBLA DE CASTR | 4,323 | 0,886 | 0,884 | 134,23 | 65,77 | 100,06 | 99,94 | 134,29 | 65,71 |
| 264 | PUEBLA DE FANTO | 0,455 | 0,562 | 0,594 | 161,98 | 38,02 | 102,44 | 97,56 | 164,43 | 36,57 |
| 265 | PUEBLA DE RODA | 0,017 | 0,044 | 0,664 | 97,42 | 102,58 | 64,38 | 135,62 | 61,72 | 138,21 |
| 266 | PUERTOLAS | 0,091 | 0,049 | 0,461 | 103,68 | 96,32 | 73,10 | 126,90 | 76,78 | 123,22 |
| 267 | PUEYO DE ARAGUA | 0,015 | 0,913 | 1,149 | 77,73 | 122,27 | 70,41 | 129,58 | 48,43 | 154,87 |
| 268 | PUEYO DE FIATANA | 0,084 | 0,108 | 0,902 | 97,82 | 102,18 | 62,33 | 137,67 | 60,19 | 137,29 |
| 269 | PUEYO DE JACA | 0,072 | 0,027 | 1,062 | 104,15 | 95,85 | 51,11 | 148,89 | 55,27 | 144,73 |
| 270 | PUEYO DE SANTA | 8,836 | 2,586 | 2,918 | 117,71 | 82,29 | 97,64 | 102,36 | 115,35 | 84,65 |
| 271 | PURROY DE LA SO | 5,139 | 0,304 | 2,869 | 160,57 | 39,43 | 48,99 | 151,02 | 109,35 | 80,45 |
| 272 | QUICENA | 0,059 | 0,148 | 0,755 | 92,71 | 107,29 | 69,92 | 130,08 | 62,62 | 137,38 |
| 273 | QUINZANO | 0,929 | 0,538 | | 29,83 | 174,18 | 164,03 | 135,40 | 44,82 | 105,19 |



116

INDICES DE ORIENTACION Y EVOLUCION DEL VOTO II REPUBLICA

PV MUNICIPIO INDICES DE ORIENTACION EVOLUC. 33-31 EVOLUC. 36-33 EVOLUC. 36-31 DCHA. IZDA. DCHA. IZDA. DCHA. IZDA.

| | | | | | | | | | | | |
|-----|----|------------------|-------|-------|-------|--------|--------|--------|--------|--------|--------|
| 337 | 22 | TORRES DEL BARBU | 1,124 | 0,674 | 0,557 | 113,86 | 86,14 | 104,51 | 95,49 | 113,38 | 81,02 |
| 338 | 22 | TORRES DEL OBIS | 1,434 | 0,003 | 0,144 | 158,57 | 41,43 | 87,73 | 112,27 | 146,30 | 53,70 |
| 339 | 22 | TORRES DE MONTE | 0,00 | 0,00 | 0,382 | 100,00 | 100,00 | 72,35 | 127,65 | 72,35 | 127,65 |
| 340 | 22 | TRAMACASTILLA D | 0,51 | 0,273 | 0,293 | 113,85 | 186,14 | 98,76 | 101,24 | 112,60 | 87,39 |
| 341 | 22 | TRISTE | 4,32 | 0,367 | 1,416 | 154,32 | 45,67 | 68,27 | 131,73 | 122,58 | 77,41 |
| 342 | 22 | TURQUES | 0,02 | 0,282 | 2,676 | 80,05 | 119,94 | 49,25 | 150,75 | 29,29 | 170,70 |
| 343 | 22 | USONO | 0,678 | 0,083 | 2,533 | 48,69 | 151,31 | 120,03 | 79,27 | 68,72 | 130,28 |
| 344 | 22 | VALFARTA | 1,000 | 0,319 | 0,138 | 125,76 | 74,24 | 112,06 | 87,94 | 137,83 | 62,17 |
| 345 | 22 | VALLE DE BARDAJ | 0,00 | 0,170 | | 85,46 | 114,53 | | | | |
| 346 | 22 | VALLE DE LIERP | 0,00 | 0,005 | 1,477 | 199,41 | 100,58 | 40,95 | 159,05 | 40,26 | 159,05 |
| 347 | 22 | VELILLA DE CINC | 1,345 | 1,016 | 1,482 | 106,94 | 93,06 | 90,71 | 109,29 | 97,65 | 102,35 |
| 348 | 22 | VELILLAS | 0,932 | 0,016 | 0,332 | 146,61 | 58,39 | 76,71 | 123,26 | 123,31 | 76,69 |
| 349 | 22 | VIA CAMA Y LITER | 07,00 | 1,214 | 0,503 | 143,95 | 56,45 | 118,72 | 81,28 | 162,88 | 67,32 |
| 350 | 22 | VICIEN | 0,388 | 0,023 | 0,494 | 125,72 | 74,28 | 69,21 | 130,79 | 94,93 | 105,07 |
| 351 | 22 | VILLANOVA | 1,571 | 0,506 | 1,689 | 127,49 | 72,51 | 70,79 | 129,21 | 98,29 | 104,71 |
| 352 | 22 | VILLANVA | 7,14 | 0,304 | 2,089 | 164,35 | 35,64 | 59,73 | 144,27 | 120,08 | 79,91 |
| 353 | 22 | VILLANUEVA D SI | 0,095 | 0,269 | 0,384 | 87,45 | 112,55 | 93,46 | 106,54 | 80,91 | 119,09 |
| 354 | 22 | VILLARREAL LA C | 0,12 | 0,440 | 0,811 | 80,10 | 110,89 | 85,80 | 114,20 | 65,89 | 134,10 |
| 355 | 22 | YERRA DE BIASA | 0,01 | 0,031 | 1,493 | 97,54 | 102,45 | 44,02 | 155,29 | 102,54 | 97,45 |
| 356 | 22 | YESERO | 2,13 | 0,574 | 1,984 | 131,44 | 68,55 | 70,02 | 129,98 | 101,56 | 98,43 |
| 357 | 22 | ZARDEN | 3,121 | 0,513 | 1,629 | 141,80 | 58,20 | 71,97 | 128,03 | 113,76 | 86,24 |



121

INDICES DE ORIENTACION Y EVOLUCION DEL VOTO DE LA REPUBLICA

PV MUNICIPIO INDICES DE ORIENTACION EVOLUC. 33-31 EVOLUC. 36-33 EVOLUC. 36-31 DCHA. IZDA. DCHA. IZDA. DCHA. IZDA.

Table with columns for PV MUNICIPIO, INDICES DE ORIENTACION, and EVOLUC. 33-31, 36-33, 36-31. Rows include municipalities like CASCONTE DEL RIVERO, CASTEJON DE TOR, CASTEL DE CABRA, CASTEL NOU, CASTELSERAS, CASTELVISPA, CASTELLAR, CASTELLOTE, CASTREALVO, CAUDE, CEDRILLAS, CELADAS, CELLO, CEROLLERA, CERVERA DEL PIN, CIRUGEDA, COBATILLAS, CODOLERA, COLLADICO, COLLADOS, CORBALAN.



136

INDICES DE ORIENTACION Y EVOLUCION DEL VOTO. II REPUBLICA. 17.02.81

| PV | MUNICIPIO | INDICES DE ORIENTACION | | | EVOLUC. 33-31 | | EVOLUC. 36-33 | | EVOLUC. 36-31 | |
|-----|---------------------|------------------------|-------|-------|---------------|--------|---------------|--------|---------------|--------|
| | | 1.931 | 1.933 | 1.936 | DCHA. | IZDA. | DCHA. | IZDA. | DCHA. | IZDA. |
| 88 | 50 COSUBENA | 1,000 | 0,353 | 0,267 | 124,05 | 75,95 | 105,02 | 94,98 | 129,27 | 70,27 |
| 90 | 50 CUBEL | 1,584 | 0,211 | 0,173 | 143,81 | 56,19 | 102,67 | 97,33 | 146,48 | 53,52 |
| 91 | 50 CUERLEAS | 1,840 | 0,746 | 0,220 | 160,38 | 39,62 | 86,38 | 113,62 | 146,75 | 53,25 |
| 92 | 50 CUNCHILLOS | 1,000 | 0,223 | 0,465 | 127,28 | 72,72 | 90,94 | 109,06 | 118,22 | 81,78 |
| 93 | 50 CHIPRANA | 1,000 | 0,043 | 0,747 | 145,87 | 54,13 | 61,37 | 138,63 | 107,23 | 92,77 |
| 94 | 50 CHODES | 1,000 | 0,111 | 0,327 | 139,93 | 60,07 | 85,38 | 114,62 | 125,30 | 74,70 |
| 95 | 50 DAROCA | 3,324 | 0,219 | 0,773 | 158,85 | 241,15 | 74,39 | 125,61 | 133,24 | 66,76 |
| 96 | 50 EJEA LOS CABALL | 5,533 | 0,774 | 1,160 | 141,05 | 58,95 | 89,94 | 110,06 | 130,98 | 69,02 |
| 97 | 50 EMBID DE ARIZA | 1,000 | 0,137 | 0,728 | 97,78 | 102,22 | 111,05 | 78,95 | 108,82 | 91,18 |
| 98 | 50 EMBID DE LA TRIB | 3,224 | 0,194 | 0,910 | 160,62 | 39,38 | 68,42 | 131,58 | 129,27 | 70,27 |
| 99 | 50 ENCINACORBA | 1,000 | 0,176 | 0,209 | 134,97 | 65,02 | 97,71 | 102,29 | 132,68 | 67,32 |
| 100 | 50 EPTILA | 1,860 | 0,369 | 0,229 | 138,11 | 61,89 | 71,85 | 128,15 | 109,96 | 90,04 |
| 101 | 50 ERLA | 0,128 | 0,787 | 0,587 | 127,99 | 72,01 | 102,51 | 97,49 | 110,30 | 69,30 |
| 102 | 50 ESCATRON | 1,008 | 1,406 | 2,074 | 91,77 | 108,23 | 90,98 | 109,02 | 82,74 | 117,26 |
| 103 | 50 ESCOENT | 1,000 | 0,712 | 0,421 | 148,80 | 51,20 | 71,57 | 128,43 | 120,57 | 79,63 |
| 104 | 50 FARABA | 1,000 | 0,020 | 0,933 | 99,49 | 100,51 | 102,24 | 97,76 | 101,72 | 88,28 |
| 105 | 50 FARASDUES | 12,239 | 3,702 | 6,518 | 113,71 | 86,29 | 92,04 | 107,96 | 105,74 | 94,26 |
| 106 | 50 FARLETE | 1,007 | 0,211 | 0,069 | 132,71 | 67,29 | 110,96 | 89,06 | 143,67 | 54,33 |
| 107 | 50 FAYOS | 1,000 | 0,130 | 0,343 | 137,85 | 62,15 | 54,82 | 145,18 | 92,38 | 67,32 |
| 108 | 50 FAYOS | 1,000 | 0,021 | 0,650 | 147,88 | 52,12 | 62,71 | 137,29 | 110,59 | 89,41 |
| 109 | 50 FIGUERUELAS | 1,000 | 0,434 | 0,783 | 120,18 | 79,82 | 86,37 | 113,63 | 106,54 | 93,46 |



137

INDICES DE ORIENTACION Y EVOLUCION DEL VOTO. II REPUBLICA

| PV MUNICIPIO | INDICES DE ORIENTACION | | | EVOLUC. 33-31 | | EVOLUC. 36-33 | | EVOLUC. 36-31 | |
|--------------|------------------------|-------|-------|---------------|-------|---------------|-------|---------------|-------|
| | 1.931 | 1.933 | 1.936 | DCHA. | IZDA. | DCHA. | IZDA. | DCHA. | IZDA. |

| | | | | | | | | | | | |
|-----|----|-----------------|-------|-------|-------|--------|-------|--------|--------|--------|--------|
| 110 | 50 | FOMBUENA | 7,879 | 0,068 | 0,679 | 182,35 | 17,65 | 65,94 | 134,06 | 143,28 | 51,72 |
| 111 | 50 | FRAGO | 4,846 | 0,247 | 0,633 | 163,05 | 36,95 | 81,08 | 118,92 | 144,13 | 55,87 |
| 112 | 50 | FRASNO | 4,010 | 0,242 | 0,442 | 130,76 | 69,24 | 88,84 | 111,16 | 119,52 | 80,41 |
| 113 | 50 | FRESCANO | 1,274 | 0,272 | 0,358 | 134,63 | 65,37 | 94,99 | 105,01 | 129,61 | 70,39 |
| 114 | 50 | FUENCALDERAS | 8,703 | 0,300 | 0,692 | 166,60 | 33,40 | 82,19 | 117,81 | 148,79 | 51,21 |
| 115 | 50 | FUENDEJALON | 1,044 | 0,010 | 0,959 | 100,82 | 99,18 | 101,29 | 98,71 | 102,11 | 97,89 |
| 116 | 50 | FUENDE TODOS | 1,024 | 0,940 | 0,039 | 101,52 | 98,48 | 97,51 | 102,49 | 99,04 | 100,26 |
| 117 | 50 | FUENTES DE EBRO | 1,003 | 0,061 | 0,847 | 144,26 | 55,74 | 59,97 | 140,03 | 104,23 | 95,77 |
| 118 | 50 | FUENTES DE JILO | 4,310 | 0,345 | 0,376 | 155,49 | 44,51 | 98,31 | 101,69 | 153,78 | 46,21 |
| 119 | 50 | GALLOCANTIA | 1,024 | 0,024 | 0,036 | 149,51 | 50,49 | 97,01 | 102,99 | 146,52 | 53,48 |
| 120 | 50 | GALLUR | 4,439 | 0,928 | 1,036 | 133,45 | 66,55 | 97,27 | 102,73 | 130,72 | 69,28 |
| 121 | 50 | GELSEN | 1,366 | 0,388 | 0,190 | 129,79 | 70,21 | 73,64 | 126,36 | 103,43 | 96,57 |
| 122 | 50 | GODOJOS | 1,024 | 0,024 | 0,042 | 147,83 | 52,17 | 98,60 | 101,40 | 146,42 | 53,98 |
| 123 | 50 | GOTOR | 1,000 | 0,121 | 0,621 | 139,20 | 60,80 | 72,47 | 127,53 | 111,66 | 88,33 |
| 124 | 50 | GRISEL | 1,000 | 0,195 | 0,120 | 133,65 | 66,35 | 105,62 | 94,38 | 139,27 | 64,73 |
| 125 | 50 | GRISON | 1,024 | 0,338 | 0,660 | 114,33 | 85,67 | 96,05 | 103,95 | 110,37 | 89,83 |
| 126 | 50 | HERRERA LOS NAV | 1,000 | 0,092 | 0,220 | 141,54 | 58,46 | 90,39 | 109,61 | 131,92 | 68,08 |
| 127 | 50 | IBDES | 1,018 | 0,199 | 0,309 | 141,43 | 58,57 | 85,41 | 114,59 | 126,84 | 73,16 |
| 128 | 50 | ILLUBCA | 1,724 | 0,127 | 0,342 | 148,32 | 51,68 | 90,32 | 109,68 | 138,64 | 61,36 |
| 129 | 50 | INOGES | 1,000 | 0,003 | 0,456 | 149,61 | 50,39 | 69,06 | 130,94 | 118,66 | 81,34 |
| 130 | 50 | ISUERRE | 1,266 | 0,215 | 0,351 | 135,51 | 64,49 | 94,39 | 105,61 | 129,90 | 70,10 |



138

INDICES DE ORIENTACION Y EVOLUCION DEL VOTO. II REPUBLICA. 1977-81

INDICES DE ORIENTACION EVOLUC. 33-31 EVOLUC. 36-33 EVOLUC. 36-31
DCHA. IZDA. DCHA. IZDA. DCHA. IZDA.

PV MUNICIPIO 1.931 1.933 1.936

131 50 JARABA 1,000 0,125 0,099 138,81 61,19 102,12 97,83 140,74 59,06

132 50 JARQUE 2,974 0,600 2,721 137,33 62,67 64,38 135,62 101,71 98,29

133 50 JAULIN 1,000 0,379 0,745 122,48 77,52 84,01 119,16 147,28 94,72

135 50 LABATA 1,000 0,161 0,240 138,28 61,72 94,52 105,48 132,79 67,21

136 50 LANGA DEL CASTI 1,004 0,205 0,826 133,05 66,95 71,81 128,19 104,85 95,15

137 50 LAYANA 1,000 0,930 0,921 102,46 97,54 100,23 99,77 102,70 97,30

138 50 LECEBA 1,000 0,111 0,306 140,11 59,89 86,57 119,43 126,62 73,32

140 50 LECHON 1,000 50,00 50,00 100,00 100,00 50,00 50,00

141 50 LETUX 1,001 0,899 0,629 108,88 91,12 102,51 97,48 111,30 88,61

142 50 LITAGO 1,000 0,434 0,463 119,84 80,15 98,50 101,50 118,34 81,89

143 50 LITUENIGO 1,000 0,329 0,590 125,22 74,78 87,66 112,34 112,87 87,13

144 50 LOBEA DE DONSEL 1,000 0,342 0,350 134,49 65,51 99,54 100,46 134,03 65,97

145 50 LONGARES 1,387 0,224 0,355 139,54 60,46 92,00 108,00 131,24 68,48

146 50 LONGAS 3,154 0,464 0,240 144,22 55,78 112,29 87,71 156,51 43,49

147 50 LORRES 1,000 1,000 50,00 50,00 149,83 150,16 99,84 100,16

148 50 LUCENA DE MALON 1,000 0,35 194,72 105,27 91,28 94,73 100,20 100,20


149 50 LUCENI 7,894 1,655 1,652 126,41 73,59 100,03 99,97 126,45 73,55

150 50 LUESEN 1,169 0,718 1,003 144,21 55,79 91,74 108,26 135,95 64,09

151 50 LUESMA 1,074 0,119 51,83 48,18 189,34 110,65 141,17 58,23

152 50 LUMPIAQUE 2,019 0,455 1,423 135,57 64,43 72,57 127,43 108,14 91,86

153 50 LUNA 1,960 1,349 2,739 136,67 63,33 94,21 115,78 124,67 79,13



LG2101-D-3 INDICES DE ORIENTACION Y EVOLUCION DEL VOTO. II REPUBLICA. AYUNTAMIENTO DE ZARAGOZA

| PV | MUNICIPIO | INDICES DE ORIENTACION | | | EVOLUC. 33-31 | | EVOLUC. 36-33 | | EVOLUC. 36-31 | |
|-----|---------------------|------------------------|-------|-------|---------------|--------|---------------|--------|---------------|--------|
| | | 1.931 | 1.933 | 1.936 | DCHA. | IZDA. | DCHA. | IZDA. | DCHA. | IZDA. |
| 197 | 50 ORCAJO | 3,844 | 0,364 | 0,358 | 143,29 | 56,71 | 109,65 | 80,35 | 152,94 | 47,06 |
| 198 | 50 ORERA | 1,000 | 0,123 | 0,808 | 139,01 | 60,98 | 66,28 | 133,72 | 105,29 | 94,71 |
| 199 | 50 ORES | 4,114 | 1,699 | 1,653 | 117,49 | 82,51 | 100,64 | 99,36 | 118,13 | 81,87 |
| 200 | 50 OSEJA | 1,000 | 0,505 | 0,505 | 50,00 | 50,00 | 166,43 | 133,56 | 116,43 | 83,57 |
| 201 | 50 OSERA | 1,000 | 0,262 | 2,307 | 129,23 | 70,77 | 51,01 | 148,99 | 80,24 | 119,76 |
| 202 | 50 PANIZA | 1,000 | 0,036 | 0,093 | 146,46 | 53,54 | 94,98 | 105,02 | 141,43 | 58,57 |
| 203 | 50 PARACUELLOS D N | 2,564 | 0,024 | 2,507 | 121,94 | 78,06 | 78,52 | 121,48 | 100,46 | 89,54 |
| 204 | 50 PARACUELLOS D R | 1,033 | 0,168 | 0,258 | 136,43 | 63,57 | 93,85 | 106,15 | 130,27 | 69,73 |
| 206 | 50 PEDROLA | 2,014 | 1,430 | 1,733 | 107,97 | 92,03 | 95,44 | 104,56 | 103,41 | 96,59 |
| 207 | 50 PEDROSAS | 6,014 | 0,449 | 0,541 | 154,74 | 45,26 | 95,87 | 104,13 | 150,01 | 49,39 |
| 209 | 50 PIEDRATAJADA | 1,023 | 0,949 | 1,613 | 101,89 | 98,11 | 86,96 | 113,04 | 88,85 | 111,15 |
| 210 | 50 PINA | 1,710 | 0,533 | 1,258 | 128,30 | 71,70 | 79,10 | 120,90 | 107,30 | 92,61 |
| 211 | 50 PINSEQUE | 1,014 | 0,189 | 1,292 | 96,35 | 103,65 | 97,52 | 102,48 | 93,87 | 106,13 |
| 212 | 50 PINTANO | 1,000 | 0,202 | | 50,00 | 50,00 | 183,15 | 116,84 | 133,15 | 66,85 |
| 213 | 50 PLASENCIA DE JA | 7,496 | 1,102 | 0,916 | 135,79 | 64,21 | 104,62 | 95,38 | 140,41 | 59,59 |
| 214 | 50 PERIDAS | 1,020 | 0,332 | 0,690 | 78,15 | 121,85 | 109,58 | 90,42 | 87,74 | 112,29 |
| 215 | 50 PLENAS | 1,000 | 0,081 | 0,312 | 142,49 | 57,51 | 83,73 | 116,27 | 126,21 | 73,79 |
| 216 | 50 POMBE | 1,000 | 0,439 | 1,055 | 119,77 | 80,23 | 78,88 | 121,12 | 98,65 | 104,35 |
| 217 | 50 POZUELO DE ARIZA | 1,024 | 0,452 | | 146,54 | 53,46 | 72,33 | 127,67 | 118,86 | 81,14 |
| 218 | 50 POZUELO DE ARAG | 1,011 | 0,134 | 1,654 | 138,38 | 61,62 | 49,58 | 150,42 | 87,96 | 112,04 |
| 219 | 50 PRADILLA DE ZAR | 7,457 | 1,221 | 1,054 | 133,19 | 66,81 | 103,65 | 96,35 | 136,89 | 63,19 |



145

INDICES DE ORIENTACION Y EVOLUCION DEL VOTO. II REPUBLICA

INDICES DE ORIENTACION EVOLUC. 33-31 EVOLUC. 36-33 EVOLUC. 36-31
PV MUNICIPIO 1.931 1.933 1.936 DCHA. IZDA. DCHA. IZDA. DCHA. IZDA.

289 50 EXVILLUO/A 1,020 0,009 148,02 51,98 100,01 99,99 143,03 51,96

290 50 VILLADOZ 1,046 0,302 0,194 127,90 72,10 106,98 93,02 134,88 65,12

291 50 VILLAFELICHE 1,010 0,173 0,548 135,44 64,56 79,39 120,61 114,83 88,17

292 50 VILLAFRANCA DE 2,120 0,948 0,694 136,97 63,03 90,02 109,98 126,98 73,02

293 50 VILLALBA DE PER 1,000 5,953 50,00 50,00 114,38 185,61 64,39 135,61

294 50 VILLALENGUA 2,910 0,861 0,557 128,16 71,84 110,47 89,53 138,64 61,36

296 50 VILLANUEVA DE J 1,124 0,316 153,35 46,65 76,39 123,61 129,74 70,26

297 50 VILLANUEVA D HU 1,003 0,685 0,889 109,43 90,57 93,60 106,40 103,03 96,97

298 50 VILLAR LOS NAVA 1,000 0,211 0,188 132,55 67,44 101,56 98,44 134,13 65,87

299 50 VILLARREAL DE H 1,020 0,324 0,639 91,95 108,05 95,95 104,05 87,89 112,11

300 50 VILLARROYA DE S 1,219 1,003 2,655 104,84 95,16 77,46 122,54 82,30 117,70

301 50 VISTABELDA 1,000 1,207 0,603 93,71 106,29 118,65 81,35 112,36 87,64

302 50 VIVERO DE LA SI 1,020 0,106 149,85 50,15 90,51 109,49 140,36 59,64

303 50 ZAIDA 1,008 0,402 5,328 121,49 78,51 44,51 155,49 66,01 133,99

TOTAL PROVINCIAL 1,330 0,484 0,856 101,84 100,51 100,79 101,41 101,47 100,72



4. Evolución a nivel municipal de la participación
electoral en Aragón durante la II República

- Porcentaje de participación electoral en
1931, 1933 y 1936
- Evolución de la participación entre 1936-1933,
1936-1931 y 1933-1931
 - municipios de Huesca
 - ~~total~~ provincia de Huesca
 - municipios de Teruel
 - total provincia de Teruel
 - municipios de Zaragoza-provincia
 - ~~total~~ circunscripción Zaragoza-provincia
 - municipios de Zaragoza-capital y total

150

| PV | MUNICIPIO | PORCENTAJE DE PARTICIPACION | | | EVOLUCION DE LA PARTICIPACION | | |
|----|---------------------|-----------------------------|--------|--------|-------------------------------|---------|---------|
| | | 1.931 | 1.933 | 1.936 | 36-33 | 36-31 | 33-31 |
| 43 | 22 ARBANIES | 87,213 | 62,333 | 60,836 | 2,497- | 26,477- | 23,780- |
| 44 | 22 ARBUES | 76,237 | 50,588 | 70,348 | 19,760 | 5,889- | 25,649- |
| 45 | 22 ARCUSA | 82,178 | 91,193 | 71,794 | 21,399- | 10,384- | 11,015- |
| 46 | 22 ARENO | 77,878 | 62,371 | 74,097 | 13,726 | 3,781- | 17,507- |
| 47 | 22 ARGAVIESO | 90,476 | 67,630 | 59,562 | 8,068- | 30,914- | 22,846- |
| 48 | 22 ARGUES | 79,487 | 86,466 | 65,068 | 21,398- | 14,419- | 6,279- |
| 49 | 22 ASO DE SOBREMONT | 84,883 | 92,508 | 57,142 | 11,634 | 27,741- | 32,375- |
| 50 | 22 ATARES | 81,690 | 72,357 | 72,440 | 0,083 | 9,250- | 9,333- |
| 51 | 22 AYEREE | 76,454 | 45,853 | 70,159 | 24,306 | 6,295- | 30,601- |
| 52 | 22 AZANUY | 87,628 | 62,737 | 73,344 | 7,607 | 14,284- | 21,891- |
| 53 | 22 AZARA | 93,939 | 50,865 | 56,653 | 5,788 | 37,286- | 43,074- |
| 54 | 22 AZLOE | 81,677 | 69,718 | 64,784 | 4,934- | 13,107- | 18,041- |
| 55 | 22 BAELOS | 75,480 | 42,964 | 65,491 | 22,527 | 9,989- | 32,516- |
| 56 | 22 BAILO | 77,981 | 57,270 | 62,155 | 4,885 | 15,826- | 20,711- |
| 57 | 22 BALDELLU | 87,647 | 75,609 | 75,000 | 0,609- | 12,647- | 12,038- |
| 58 | 22 BALLOBAR | 85,956 | 41,098 | 68,605 | 27,507 | 17,351- | 44,858- |
| 59 | 22 BANARIES | 81,034 | 48,837 | 65,517 | 16,680 | 15,517- | 32,197- |
| 60 | 22 BANASTAS | 100,000 | 75,438 | 88,709 | 13,271 | 11,291- | 24,562- |
| 61 | 22 BANDALIES | 72,839 | 62,247 | 74,418 | 11,171 | 1,579- | 8,592- |
| 62 | 22 BARAGUAS | 84,375 | 55,963 | 67,289 | 11,326 | 17,086- | 28,412- |
| 63 | 22 BARBESTRO | 69,145 | 44,642 | 71,318 | 26,676 | 2,173- | 24,503- |



159

| PV | MUNICIPIO | PORCENTAJE DE PARTICIPACION | | | EVOLUCION DE LA PARTICIPACION | | |
|-----|--------------------|-----------------------------|---------|--------|-------------------------------|---------|---------|
| | | 1.931 | 1.933 | 1.936 | 36-33 | 36-31 | 33-31 |
| 232 | 22 EXUENO | 87,603 | 62,281 | 69,264 | 0,983 | 18,339 | 12,322 |
| 233 | 22 OLIVAN | 80,28 | 53,389 | 54,741 | 1,352 | 49,134 | 47,782 |
| 234 | 22 OLSON | 81,904 | 31,182 | 64,606 | 33,424 | 17,298 | 50,722 |
| 235 | 22 OLVENA | 58,490 | 72,115 | 77,804 | 5,769 | 19,394 | 13,625 |
| 236 | 22 ONTIVENA | 86,564 | 60,019 | 71,236 | 11,217 | 15,328- | 26,545- |
| 237 | 22 ORNADE GALLEGO | 91,46 | 56,585 | 65,476 | 28,891 | 63,261 | 35,070 |
| 238 | 22 ORTILLA | 81,132 | 32,840 | 70,625 | 31,785 | 10,507 | 42,292 |
| 239 | 22 OSIA | 85,11 | 69,318 | 76,744 | 7,426 | 58,563 | 51,137 |
| 240 | 22 OSSO | 81,044 | 21,995 | 65,783 | 43,788 | 25,261 | 69,049 |
| 241 | 22 OTIO | 71,452 | 72,666 | 94,936 | 24,270 | 23,884 | 0,286 |
| 242 | 22 PALO | 91,666 | 100,000 | 76,351 | 23,649- | 15,315- | 8,334 |
| 243 | 22 PALLARUEDO | 76,842 | 73,262 | 66,497 | 6,765 | 10,345- | 3,560 |
| 244 | 22 PANILLA | 86,813 | 55,737 | 63,583 | 7,846 | 23,230 | 31,176 |
| 245 | 22 PANTICOSA | 97,81 | 69,736 | 67,112 | 2,624- | 59,927 | 62,551 |
| 246 | 22 PANZANO | 84,885 | 68,262 | 57,062 | 11,201- | 27,821- | 18,620 |
| 247 | 22 PEZADBA | 74,193 | 25,730 | 44,140 | 18,360 | 30,053- | 48,413- |
| 248 | 22 PERALTA DE ALCO | 81,250 | 65,927 | 70,694 | 4,767 | 10,556- | 15,323- |
| 249 | 22 PERALTA DE LAS | 82,625 | 71,862 | 68,809 | 3,053- | 23,816- | 20,763 |
| 250 | 22 PERADILLA | 81,434 | 52,719 | 52,678 | 1,041- | 28,356- | 27,315- |
| 251 | 22 PERARRUA | 70,621 | 48,447 | 62,769 | 14,322 | 7,852- | 22,174- |
| 252 | 22 PERTUSA | 56,060 | 34,834 | 59,567 | 24,729 | 6,493- | 51,222 |



161

| PV | MUNICIPIO | PORCENTAJE DE PARTICIPACION | | | EVOLUCION DE LA PARTICIPACION | | |
|-----|--------------------|-----------------------------|--------|--------|-------------------------------|---------|---------|
| | | 1.931 | 1.933 | 1.936 | 36-33 | 36-31 | 33-31 |
| 274 | 22 RADIQUERO | 71,000 | 68,911 | 67,741 | 1,070- | 3,259- | 2,189- |
| 275 | 22 RASAL | 54,78 | 48,245 | 72,429 | 24,184 | 34,929 | 10,745 |
| 276 | 22 RIGLOS | 93,26 | 30,917 | 78,921 | 48,004 | 75,980 | 27,076 |
| 277 | 22 ROBRES | 72,471 | 47,308 | 72,842 | 25,534 | 0,371 | 25,163 |
| 278 | 22 RODA DE ISABENA | 56,976 | 43,617 | 45,856 | 2,239 | 11,120- | 13,359- |
| 279 | 22 RODELLAR | 64,516 | 44,849 | 52,978 | 41,571 | 11,542- | 30,029 |
| 280 | 22 SABAYES | 76,344 | 54,491 | 52,413 | 2,078- | 23,931 | 21,853 |
| 281 | 22 SABI/ANIGO | 86,69 | 47,678 | 70,118 | 22,440 | 38,775 | 16,335 |
| 282 | 22 SAHUN | 67,980 | 57,464 | 52,894 | 4,570- | 15,086- | 10,516- |
| 283 | 22 SALAS ALTAS | 67,403 | 21,875 | 29,805 | 7,931- | 37,197 | 45,128 |
| 284 | 22 SALAS BAJAS | 85,135 | 83,272 | 76,699 | 6,573- | 8,436- | 1,863- |
| 285 | 22 SALILLAS | 75,675 | 26,213 | 67,906 | 41,693 | 7,769- | 49,062 |
| 286 | 22 SALINAS DE HOZ | 92,347 | 52,035 | 69,444 | 10,408 | 22,863 | 33,271 |
| 287 | 22 SALINAS DE JACA | 68,47 | 49,029 | 70,531 | 21,502 | 52,998- | 74,500- |
| 288 | 22 SALLENT DE GALL | 73,72 | 87,329 | 72,206 | 4,877 | 53,366 | 48,089 |
| 289 | 22 SAN ESTEBAN DE | 72,084 | 70,934 | 68,406 | 2,528- | 3,678 | 1,150- |
| 290 | 22 SANGARREN | 74,576 | 46,200 | 63,294 | 17,094 | 11,282- | 28,376- |
| 291 | 22 SAN JUAN DE PLA | 82,523 | 58,294 | 91,578 | 38,282 | 0,945- | 39,227- |
| 292 | 22 SANTA CILIA DE | 82,64 | 62,253 | 83,091 | 13,138 | 48,881 | 35,743 |
| 293 | 22 SANTA CRUZ DE S | 81,98 | 59,405 | 71,500 | 12,095 | 65,819 | 53,724 |
| 294 | 22 SANTA ENGRACIA | 93,94 | 44,134 | 89,405 | 41,275 | 63,977 | 43,742 |



162

LG2101-4

EVOLUCION DE LA PARTICIPACION ELECTORAL EN LA III REPUBLICA

PORCENTAJE DE PARTICIPACION

EVOLUCION DE LA PARTICIPACION

PV MUNICIPIO

1.931 1.933 1.936

36-33 36-31 33-31

295

22 STA EULALIA LA

80,469 95,887 59,388

13,501 21,481 34,782

296

22 SANTA LECINA

87,142 54,948 69,767

14,819 17,375- 32,194-

297

22 SALIESTRA YESA

72,380 70,725 46,568

25,843 25,812- 51,655-

298

22 SANTA MARIA DE

63,265 92,236 59,509

17,273 3,756- 21,029-

299

22 SANTORENS

66,901 27,173 96,825

69,652 29,924 39,728-

300

22 SARDAS

87,103 36,882 51,094

14,212 97,761- 33,549-

301

22 SARIENA

83,435 50,743 73,236

22,493 10,199- 32,692-

302

22 SARSA DE SURTA

87,850 92,265 38,541

53,724- 49,309- 4,415

303

22 SARSAMARQUELLA

86,330 32,677 68,525

35,848 17,805- 53,653-

304

22 SARVISE

76,666 92,600 55,263

5,663 21,403- 27,066-

305

22 SASA DEL ABADIA

80,487 48,000 62,962

14,962 17,525- 32,487-

306

22 SECASTILLA

84,753 48,711 60,044

11,333 24,709- 36,042-

307

22 SECOBUN

88,244 92,877 39,682

1,195 48,862- 47,667-

308

22 SEIRA

71,698 64,238 61,128

3,110- 10,570- 7,460-

309

22 SELGUA

82,287 87,976 42,291

25,685 39,996- 14,311-

310

22 SENAO

63,772 32,994 57,853

21,859 5,919- 27,778-

311

22 SENEGUE Y SORRI

77,97 63,513 67,782

4,269 46,471 42,202

312

22 SENES DE ALCUBI

90,163 55,045 74,595

19,500 15,618- 35,118-

313

22 SERUE

94,12 62,204 77,000

46,796 77,000 60,204-

314

22 SERRADUY

65,151 71,052 40,837

30,215- 24,314- 5,901

315

22 SESA

91,666 33,402 51,829

18,427 39,837- 50,264-



LG2101 - 4

 EVOLUCION DE LA PARTICIPACION ELECTORAL EN LA II REPUBLICA

| PV | MUNICIPIO | PORCENTAJE DE PARTICIPACION | | | EVOLUCION DE LA PARTICIPACION | | |
|-----|---------------------|-----------------------------|--------|--------|-------------------------------|----------|----------|
| | | 1.931 | 1.933 | 1.936 | 36-33 | 36-31 | 33-31 |
| 337 | 22 TORRES DEL BARBU | 91,304 | 82,113 | 77,304 | 4,809- | 14,000- | 9,191- |
| 338 | 22 TORRES DEL OBIS | 81,065 | 86,227 | 83,146 | 3,081- | 2,081 | 5,162 |
| 339 | 22 TORRES DE MONTE | 80,172 | 72,169 | 71,555 | 0,614- | 8,617- | 8,003- |
| 340 | 22 TRAMACASTILLA D | 72,73 | 67,164 | 77,310 | 10,146 | 18,774 | 8,628 |
| 341 | 22 TRISTE | 87,65 | 38,153 | 66,571 | 28,418 | 362,000- | 390,418- |
| 342 | 22 TURDUES | 70,590 | 72,972 | 58,035 | 14,937- | 55,005 | 69,942 |
| 343 | 22 USONO | 92,537 | 92,857 | 48,666 | 44,191- | 43,871- | 0,320 |
| 344 | 22 VALFARTA | 88,764 | 98,952 | 82,741 | 16,211- | 6,023- | 10,188 |
| 345 | 22 VALLE DE BARDAJ | 39,215 | 40,186 | 53,097 | 12,911 | 13,882 | 0,971 |
| 346 | 22 VALLE DE LIERR | 69,736 | 31,690 | 59,285 | 27,595 | 10,451- | 38,046- |
| 347 | 22 VELILLA DE CINC | 84,228 | 65,891 | 66,192 | 0,301 | 18,036- | 18,337- |
| 348 | 22 VELILLAS | 77,391 | 57,874 | 58,604 | 0,710 | 18,787- | 19,076- |
| 349 | 22 VILACAMP Y LITER | 98,742 | 22,668 | 68,214 | 39,546 | 30,528- | 70,074- |
| 350 | 22 VICIEN | 70,297 | 66,331 | 67,195 | 0,864 | 3,102- | 3,966- |
| 351 | 22 VILLANOVA | 71,830 | 75,409 | 66,412 | 8,997- | 5,418- | 3,579- |
| 352 | 22 VILLANUA | 90,71 | 52,291 | 67,025 | 11,804 | 623,381- | 635,185- |
| 353 | 22 VILLANUEVA D SI | 81,434 | 60,040 | 70,693 | 10,653 | 10,741- | 21,394- |
| 354 | 22 VILLARREAL DE A | 84,810 | 82,442 | 75,000 | 7,442- | 70,000 | 7,442 |
| 355 | 22 YEBRA DE BAI | 84,38 | 62,589 | 75,301 | 12,712 | 75,301 | 62,589 |
| 356 | 22 YESERO | 67,67 | 59,712 | 72,388 | 12,676 | 158,862- | 171,538- |
| 357 | 22 ZAIDEN | 70,840 | 44,300 | 70,671 | 26,371 | 0,169- | 26,540- |



169

CMO AYUNTAMIENTO DE ZARAGOZA EXCMO AYUNTAMIENTO DE ZARAGOZA EXCMO AYUNTAMIENTO DE ZARAGOZA EXCMO AYUNTAMIENTO DE ZARAGOZA
EVOLUCION DE LA PARTICIPACION ELECTORAL EN LA II REPUBLICA

| PV | MUNICIPIO | PORCENTAJE DE PARTICIPACION | | | EVOLUCION DE LA PARTICIPACION | | |
|----|------------------|-----------------------------|--------|--------|-------------------------------|---------|---------|
| | | 1.931 | 1.933 | 1.936 | 36-33 | 36-31 | 33-31 |
| 64 | CASCANTE DEL ART | 73,170 | 52,385 | 74,916 | 16,531 | 1,746 | 14,785 |
| 65 | CASTEJON DE TOR | 77,124 | 73,051 | 58,803 | 14,248- | 18,321- | 4,073- |
| 66 | CASTEL DE CABRA | 89,055 | 91,257 | 65,250 | 13,999 | 24,399 | 38,090 |
| 67 | CASTELNOU | 52,945 | 72,068 | 62,454 | 9,614 | 9,469 | 19,083 |
| 68 | CASTELSERAS | 66,778 | 70,962 | 75,104 | 4,142 | 8,326 | 4,184 |
| 69 | CASTELVISPAL | 53,330 | 49,432 | 54,117 | 4,679 | 0,784 | 3,895 |
| 70 | CASTELLAR | 64,963 | 62,077 | 62,250 | 2,179 | 2,707 | 4,986 |
| 71 | CASTELLOTE | 73,333 | 57,754 | 68,299 | 10,545 | 5,034- | 15,579- |
| 72 | CASTREALVO | 62,926 | 68,711 | 54,431 | 15,720 | 1,505 | 14,215 |
| 73 | CAUDE | 64,795 | 72,085 | 75,253 | 2,830 | 10,460 | 13,290 |
| 74 | CEDRILLAS | 88,059 | 73,851 | 74,310 | 0,459 | 13,749- | 14,208- |
| 75 | CELADAS | 89,922 | 91,262 | 75,353 | 5,909 | 14,569 | 8,060 |
| 76 | CELLA | 71,449 | 62,135 | 81,574 | 8,581 | 10,529 | 11,146 |
| 77 | CEROLLERA | 91,588 | 15,319 | 24,663 | 9,344 | 66,925- | 76,269- |
| 78 | CERVERA DEL RAN | 83,720 | 80,459 | 66,660 | 13,793 | 17,054 | 3,261 |
| 79 | CIRUGEDA | 82,954 | 66,081 | 66,272 | 0,191 | 16,682 | 16,873 |
| 80 | COBATILLAS | 100,000 | 83,928 | 83,636 | 0,292- | 16,364- | 16,072- |
| 81 | CODOÑERA | 89,818 | 93,673 | 49,739 | 43,938 | 40,083 | 3,855 |
| 82 | COLLADICO | 83,333 | 72,413 | 72,413 | 0,920 | 72,413 | 83,733 |
| 83 | COLLADOS | 92,307 | 79,729 | 82,894 | 3,165 | 9,413- | 12,578- |
| 84 | CORBALAN | 85,981 | 72,511 | 66,990 | 5,521 | 18,991 | 13,870 |



LG2101 - 4

 EVOLUCION DE LA PARTICIPACION ELECTORAL EN LA II REPUBLICA

| PV | MUNICIPIO | PORCENTAJE DE PARTICIPACION | | | EVOLUCION DE LA PARTICIPACION | | |
|-----|---------------------|-----------------------------|--------|--------|-------------------------------|---------|---------|
| | | 1.931 | 1.933 | 1.936 | 36-33 | 36-31 | 33-31 |
| 85 | 44 CORBATON | 80,269 | 84,905 | 77,083 | 7,822- | 16,214- | 24,703- |
| 86 | 44 CORTES DE ARAGO | 93,525 | 81,250 | 75,547 | 5,703- | 17,978- | 12,275- |
| 87 | 44 COSA | 91,818 | 91,184 | 57,868 | 5,316- | 23,950- | 18,634- |
| 88 | 44 CRETAS | 82,857 | 62,715 | 74,945 | 24,130 | 8,012- | 32,142- |
| 89 | 44 CRIVILLEN | 67,804 | 54,716 | 64,370 | 9,654 | 3,434- | 13,088- |
| 90 | 44 CUBA | 70,107 | 39,593 | 28,191 | 11,402- | 41,912- | 30,510- |
| 91 | 44 CUBLA | 98,289 | 72,461 | 71,641 | 6,820- | 27,348- | 28,528- |
| 92 | 44 CUCALON | 81,045 | 95,744 | 64,685 | 31,059- | 16,360- | 14,699 |
| 93 | 44 CUENCA BUENA | 96,202 | 77,215 | 85,380 | 8,165 | 18,822- | 18,987- |
| 94 | 44 CUERVO | 81,203 | 72,333 | 66,789 | 6,544- | 14,414- | 7,870- |
| 95 | 44 CUEVAS DE ALMUD | 87,878 | 66,917 | 68,461 | 1,544 | 19,417- | 20,961- |
| 96 | 44 CUEVAS DE CAZAR | 82,400 | 41,721 | 57,377 | 15,656 | 25,023- | 40,679- |
| 97 | 44 CUEVAS DE PORTAL | 73,584 | 37,362 | 58,241 | 28,879 | 15,343- | 36,222- |
| 98 | 44 CUEVAS LABRADAS | 87,037 | 75,536 | 81,115 | 5,579 | 5,922- | 11,501- |
| 99 | 44 CUTANDA | 66,836 | 80,098 | 71,138 | 8,912- | 4,350- | 13,262- |
| 100 | 44 DOS TORRES D' ME | 82,352 | 62,613 | 75,531 | 5,918 | 6,821- | 12,739- |
| 101 | 44 EJULVE | 75,151 | 61,316 | 72,372 | 11,056 | 2,779- | 13,835- |
| 102 | 44 ESCORIHUELA | 77,300 | 91,721 | 72,495 | 10,724 | 4,855- | 15,579- |
| 103 | 44 ESCRICHE | 80,952 | 72,000 | 86,046 | 15,046 | 5,094 | 18,952- |
| 104 | 44 ESCUCHA | 75,524 | 75,420 | 78,397 | 2,977 | 2,873 | 0,104- |
| 105 | 44 ESTERCUEL | 83,675 | 73,126 | 66,030 | 9,095- | 17,642- | 8,547- |



LG2101-4

 EVOLUCION DE LA PARTICIPACION ELECTORAL EN LA II REPUBLICA

| PV | MUNICIPIO | PORCENTAJE DE PARTICIPACION | | | EVOLUCION DE LA PARTICIPACION | | |
|-----|--------------------|-----------------------------|--------|--------|-------------------------------|---------|---------|
| | | 1.931 | 1.933 | 1.936 | 36-33 | 36-31 | 33-31 |
| 211 | 44 RUBIALES | 95,233 | 74,286 | 69,855 | 4,630- | 26,178- | 21,543- |
| 212 | 44 RUBIELOS D LA C | 63,846 | 73,308 | 78,927 | 5,619 | 15,081 | 9,462 |
| 213 | 44 RUBIELOS DE MOR | 43,293 | 75,967 | 66,765 | 9,202- | 16,528- | 7,326- |
| 214 | 44 RUDILLA | 77,215 | 73,595 | 83,333 | 7,738 | 6,118 | 1,620- |
| 215 | 44 SALCEDILLO | 70,588 | 81,720 | 79,787 | 1,933- | 9,199 | 11,132 |
| 216 | 44 SALDON | 51,470 | 50,943 | 66,595 | 15,602 | 15,075 | 0,527- |
| 217 | 44 SAMPOR DE CALAM | 72,471 | 62,045 | 53,241 | 8,804- | 18,790- | 9,986- |
| 218 | 44 SAN AGUSTIN | 86,246 | 58,657 | 42,966 | 15,691- | 43,280- | 27,589- |
| 219 | 44 SAN MARTIN DEL | 64,930 | 65,751 | 75,573 | 9,822 | 10,643 | 0,821- |
| 220 | 44 SANTA CRUZ DE I | 86,585 | 61,538 | 69,277 | 7,739- | 17,308- | 25,747- |
| 221 | 44 SANTA EULALIA | 83,415 | 58,504 | 65,980 | 7,476 | 17,435- | 24,911- |
| 222 | 44 SANTOLEA | 84,018 | 68,636 | 71,472 | 2,936 | 12,546- | 15,610- |
| 223 | 44 SARRDON | 89,000 | 52,291 | 72,549 | 14,258 | 7,451- | 21,709- |
| 224 | 44 SEGURA DE LOS B | 80,628 | 64,102 | 78,325 | 14,223 | 2,303- | 16,526- |
| 225 | 44 SENO | 96,155 | 73,786 | 74,691 | 0,855 | 21,512- | 22,367- |
| 226 | 44 SINGRA | 65,254 | 77,366 | 70,588 | 7,280- | 5,334 | 12,614- |
| 227 | 44 SON DEL PUERTO | 97,777 | 83,333 | 83,695 | 0,362 | 14,082- | 14,444- |
| 228 | 44 TERUEL | 80,138 | 71,011 | 75,647 | 4,636 | 4,491- | 9,127- |
| 229 | 44 TERRERENTE | 73,090 | 51,361 | 44,007 | 7,354- | 29,083- | 21,729- |
| 230 | 44 TORIL Y MASEGOS | 78,787 | 60,000 | 87,234 | 27,234 | 8,447 | 18,787- |
| 231 | 44 TORMON | 70,950 | 87,500 | 82,608 | 4,892- | 11,678 | 16,570- |



188 LG2101-4

| PV | MUNICIPIO | PORCENTAJE DE PARTICIPACION | | | EVOLUCION DE LA PARTICIPACION | | |
|-----|--------------------|-----------------------------|--------|--------|-------------------------------|---------|---------|
| | | 1.931 | 1.933 | 1.936 | 36-33 | 36-31 | 33-31 |
| 176 | 50 EXOMON | 86,394 | 92,715 | 87,987 | 2,718- | 1,593- | 4,7311 |
| 177 | 50 MORATA DE JALON | 77,424 | 62,241 | 76,562 | 14,321 | 0,862- | 15,183- |
| 178 | 50 MORATA DE JILOC | 79,452 | 76,694 | 77,741 | 1,047 | 1,711- | 2,758- |
| 179 | 50 MORES | 66,538 | 62,996 | 69,127 | 6,131 | 17,411- | 23,542 |
| 180 | 50 MOROS | 84,468 | 66,443 | 78,474 | 12,031 | 5,994- | 18,025- |
| 181 | 50 MOYUELA | 54,252 | 50,886 | 58,904 | 8,018 | 4,652 | 3,366- |
| 182 | 50 EXMOZOTA | 69,230 | 67,606 | 77,678 | 17,072 | 8,448 | 8,624 |
| 183 | 50 MUEL | 83,333 | 75,245 | 82,834 | 7,589 | 0,499- | 8,088- |
| 184 | 50 MUEL | 59,615 | 56,319 | 69,133 | 12,814 | 9,518 | 3,296- |
| 185 | 50 EXMONEDEGA | 85,271 | 52,802 | 64,401 | 4,599 | 25,570- | 38,169 |
| 186 | 50 MURERO | 69,798 | 45,697 | 73,148 | 27,451 | 3,350 | 24,101- |
| 187 | 50 MURIELLO DE GZ | 73,367 | 71,828 | 70,848 | 0,980- | 7,519- | 6,539- |
| 188 | 50 EXNAVADUN | 67,363 | 72,333 | 77,405 | 8,928- | 8,958 | 8,030 |
| 189 | 50 NIGUELLA | 87,179 | 66,272 | 49,375 | 16,897- | 37,804- | 20,907- |
| 190 | 50 NOMBREVILLA | 83,825 | 71,538 | 80,165 | 38,627 | 3,658- | 42,285- |
| 191 | 50 EXNONASPE | 80,270 | 72,063 | 64,396 | 5,667- | 16,574- | 18,907 |
| 192 | 50 NOVALLAS | 87,858 | 90,520 | 89,947 | 0,573- | 2,089 | 2,662 |
| 193 | 50 NOVILLAS | 69,230 | 54,372 | 82,872 | 28,480 | 13,642 | 14,838- |
| 194 | 50 EXNUEVALAS | 51,279 | 72,666 | 70,756 | 2,910- | 19,677 | 22,587 |
| 195 | 50 NUEZ DE EBRO | 83,125 | 75,562 | 76,851 | 1,289 | 6,274- | 7,563- |
| 196 | 50 TOLVES | 79,069 | 78,305 | 59,710 | 0,905 | 19,859- | 20,764- |



189

| PV MUNICIPIO | PORCENTAJE DE PARTICIPACION | | | EVOLUCION DE LA PARTICIPACION | | |
|-------------------------|-----------------------------|--------|--------|-------------------------------|---------|---------|
| | 1.931 | 1.933 | 1.936 | 36-33 | 36-31 | 33-31 |
| 197 50 ORCAJO | 88,333 | 72,681 | 82,377 | 2,696- | 5,956- | 8,652- |
| 198 50 ORERA | 96,428 | 91,479 | 63,425 | 28,054- | 33,003- | 4,949- |
| 199 50 ORES | 73,088 | 76,153 | 75,820 | 0,327- | 2,862- | 2,335- |
| 200 50 OSEJA | 91,358 | 80,459 | 88,819 | 8,360- | 2,539- | 10,899- |
| 201 50 OSERA | 69,480 | 60,997 | 71,698 | 10,701 | 2,218 | 8,483- |
| 202 50 PANIZA | 60,540 | 76,822 | 79,591 | 2,769- | 19,051- | 16,282- |
| 203 50 PARACUELLOS D M | 77,708 | 52,394 | 68,160 | 17,766- | 9,548- | 27,214- |
| 204 50 PARACUELLOS D R | 63,568 | 57,457 | 78,158 | 20,701 | 14,590 | 6,111- |
| 206 50 PEDROLA | 58,607 | 56,727 | 77,160 | 20,439- | 8,559- | 11,680- |
| 207 50 PEDROSAS | 77,952 | 62,172 | 80,184 | 18,012- | 2,232- | 15,780- |
| 209 50 PIEDRATAJADA | 90,721 | 61,165 | 82,107 | 20,942 | 8,614- | 29,556- |
| 210 50 PRIMA | 56,594 | 59,022 | 73,333 | 14,311- | 16,739- | 2,428- |
| 211 50 PINSOQUE | 82,274 | 60,555 | 89,952 | 9,397- | 7,678- | 1,719- |
| 212 50 PINTANO | 71,232 | 85,815 | 82,857 | 2,958- | 11,625 | 14,583 |
| 213 50 PLASENCIA DE JA | 84,388 | 53,444 | 82,773 | 29,329- | 1,615- | 30,944- |
| 214 50 PLEITAS | 92,727 | 74,166 | 90,000 | 15,834- | 2,727- | 18,561- |
| 215 50 PLENAS | 36,065 | 80,661 | 78,606 | 2,055- | 42,541 | 44,596 |
| 216 50 POMER | 61,981 | 65,530 | 74,193 | 8,663- | 32,712- | 24,049- |
| 217 50 POZUELO DE ARIZA | 84,536 | 53,521 | 85,238 | 31,717- | 0,702- | 31,015- |
| 218 50 POZUELO DE ARAG | 74,371 | 64,507 | 74,045 | 9,538 | 0,326- | 9,864- |
| 219 50 PRADILLA DE ZAR | 66,181 | 79,500 | 81,415 | 1,915- | 4,766- | 9,681- |



LE2101-4 EVOLUCION DE LA PARTICIPACION ELECTORAL EN LA REPUBLICA 12/02/81

PORCENTAJE DE PARTICIPACION EVOLUCION DE LA PARTICIPACION
 PV MUNICIPIO 1.931 1.933 1.936 36-33 36-31 33-31

| | | | | | | | | |
|-----|----|-------------------|--------|--------|--------|--------|--------|--------|
| 289 | 50 | VILLUB/A | 73,786 | 70,519 | 77,990 | 7,671 | 4,204 | 3,467 |
| 290 | 50 | VILLADOZ | 59,354 | 43,788 | 60,443 | 16,655 | 1,089 | 15,566 |
| 291 | 50 | VILLAFELICHE | 69,624 | 49,930 | 45,881 | 3,55 | 23,74 | 20,194 |
| 292 | 50 | VILLAFRANCA DE | 93,299 | 62,933 | 73,860 | 18,907 | 19,438 | 30,345 |
| 293 | 50 | VILLALBA DE PER | 89,705 | 75,333 | 82,517 | 7,184 | 7,188 | 14,372 |
| 294 | 50 | VILLALENGUA | 89,189 | 70,094 | 75,803 | 5,709 | 13,286 | 19,095 |
| 296 | 50 | VILLANDEVA DE M | 80,000 | 72,723 | 85,655 | 6,832 | 5,555 | 12,277 |
| 297 | 50 | VILLANUEVA D HU | 58,501 | 65,151 | 87,634 | 22,483 | 29,133 | 6,650 |
| 298 | 50 | VILLER LOS NAVARR | 70,689 | 58,962 | 81,235 | 22,288 | 10,564 | 11,727 |
| 299 | 50 | VILLARREAL DE M | 43,971 | 74,903 | 77,902 | 2,999 | 33,931 | 38,932 |
| 300 | 50 | VILLARROYA DE S | 74,117 | 43,560 | 68,177 | 24,617 | 5,940 | 30,557 |
| 301 | 50 | VISTABELDA | 52,121 | 72,458 | 60,714 | 11,754 | 8,593 | 20,347 |
| 302 | 50 | VIVER DE LANTSI | 74,117 | 74,837 | 69,822 | 2,035 | 4,298 | 4,740 |
| 303 | 50 | ZAIDA | 66,878 | 22,258 | 53,535 | 31,277 | 13,343 | 44,620 |



TOTAL PROVINCIAL 73,309 64,636 74,389 10,557 50,605 61,162

5. Resultados por partidos judiciales

- a. Número de votos obtenidos por los distintos espacios electorales (D., C-D, C-I, I.) durante las tres elecciones generales
- b. Número de votos obtenidos por la Derecha e Izquierda y % sobre el total de votos , durante las tres elecciones generales
- c. Índice de orientación del voto e Índice de evolución entre 1933-1931, 1936-1933 y 1933-1931
- d. Porcentaje de participación electoral en 1931, 1933 y 1936 y evolución de la participación entre 1936-1933, 1936-1931 y 1933-1931

LG2101

196

EVOLUCION ELECTORAL DURANTE LA III REPUBLICA

24.03.81

| PROVINCIA 22 | A/O 1931 | | | | A/O 1933 | | | | A/O 1936 | | | |
|--------------|----------|--------|--------|-------|----------|--------|--------|-------|----------|--------|--------|-------|
| | DCHA. | C.DCHA | C.IZDA | IZDA. | DCHA. | C.DCHA | C.IZDA | IZDA. | DCHA. | C.DCHA | C.IZDA | IZDA. |
| 01 | 1404 | 8699 | 15256 | 723 | 15136 | 8489 | 6055 | 4125 | 22419 | 409 | 12788 | 12788 |
| 02 | 4225 | 4920 | 9513 | 267 | 13991 | 7839 | 4994 | 3862 | 19941 | 229 | 7611 | 7611 |
| 03 | 3142 | 16112 | 4614 | 564 | 14363 | 12933 | 4845 | 3003 | 21620 | 312 | 8794 | 8794 |
| 04 | 978 | 7509 | 12001 | 2922 | 10515 | 8029 | 3677 | 3608 | 18992 | 336 | 11998 | 11998 |
| 05 | 3362 | 22737 | 9631 | 5174 | 31286 | 12767 | 8102 | 5799 | 37638 | 892 | 20656 | 20656 |
| 06 | 2289 | 16322 | 7401 | 6392 | 16593 | 16009 | 6707 | 5369 | 24774 | 162 | 15754 | 15754 |
| 07 | 960 | 10779 | 7469 | 1073 | 11286 | 8702 | 4373 | 3483 | 16680 | 616 | 9402 | 9402 |
| 08 | 772 | 8080 | 10947 | 2754 | 10568 | 10848 | 5071 | 4174 | 18444 | 540 | 11885 | 11885 |



LG2101 - 2 661
 ***** EVOLUCION ELECTORAL DURANTE LA III REPUBLICA 24.08.81

| PROVINCIA 22 | 1931 DERECHA | 1931 IZQUIERDA | 1933 DERECHA | 1933 IZQUIERDA | 1936 DERECHA | 1936 IZQUIERDA |
|----------------|---------------|----------------|---------------|----------------|---------------|----------------|
| PART. JUDICIAL | VOTOS % | VOTOS % | VOTOS % | VOTOS % | VOTOS % | VOTOS % |
| 01 | 10.103 38,735 | 15.979 61,264 | 23.625 69,886 | 10.180 30,113 | 22.828 47,161 | 25.576 52,838 |
| 02 | 9.145 48,322 | 9.780 51,677 | 21.830 71,139 | 8.856 28,860 | 20.170 56,990 | 15.222 43,009 |
| 03 | 19.254 78,806 | 5.138 21,193 | 27.296 77,669 | 7.848 22,330 | 21.932 55,495 | 17.588 44,504 |
| 04 | 8.487 36,253 | 14.923 63,746 | 18.544 71,795 | 7.285 28,204 | 19.328 44,612 | 23.996 55,387 |
| 05 | 26.099 63,805 | 14.805 36,194 | 44.053 76,013 | 13.901 23,986 | 38.530 48,257 | 41.312 51,742 |
| 06 | 18.011 57,43 | 13.793 42,570 | 32.602 72,971 | 12.076 27,028 | 24.936 44,178 | 31.508 55,821 |
| 07 | 11.739 57,881 | 8.542 42,118 | 19.988 71,735 | 7.856 28,214 | 17.296 47,911 | 18.804 52,088 |
| 08 | 8.852 39,249 | 13.701 60,750 | 21.416 69,847 | 9.245 30,152 | 18.984 44,402 | 23.770 55,597 |



| PROVINCIA 44 | 1931 DERECHA | 1931 IZQUIERDA | 1933 DERECHA | 1933 IZQUIERDA | 1936 DERECHA | 1936 IZQUIERDA |
|----------------|---------------|----------------|---------------|----------------|---------------|----------------|
| PART. JUDICIAL | VOTOS % | VOTOS % | VOTOS % | VOTOS % | VOTOS % | VOTOS % |
| 01 | 8.661 38,639 | 13.754 61,360 | 38.140 87,730 | 5.334 12,269 | 26.776 60,243 | 17.670 39,756 |
| 02 | 8.536 45,493 | 10.227 54,506 | 29.462 88,599 | 3.791 11,400 | 26.431 65,838 | 13.714 34,161 |
| 03 | 6.017 41,657 | 8.427 58,342 | 23.149 89,818 | 2.624 10,181 | 16.738 62,287 | 10.134 37,712 |
| 04 | 11.736 52,955 | 10.426 47,044 | 39.630 82,277 | 8.536 17,722 | 32.973 67,624 | 15.786 32,375 |
| 05 | 5.495 27,784 | 14.282 72,215 | 23.705 83,222 | 4.779 16,777 | 21.400 61,821 | 13.216 38,178 |
| 06 | 11.949 61,627 | 7.440 38,372 | 31.964 85,396 | 5.466 14,603 | 24.114 66,705 | 12.036 33,294 |
| 07 | 8.642 44,361 | 10.839 55,638 | 33.029 79,547 | 8.492 20,452 | 27.033 62,947 | 15.912 37,052 |
| 08 | 15.993 74,251 | 5.546 25,748 | 32.331 84,891 | 5.754 15,108 | 19.749 60,577 | 12.852 39,422 |
| 09 | 12.153 54,827 | 10.013 45,172 | 36.180 76,195 | 11.303 23,804 | 29.557 56,373 | 22.874 43,626 |
| 10 | 5.821 35,201 | 10.715 64,798 | 17.348 73,269 | 6.329 26,730 | 16.358 53,426 | 14.260 46,573 |




LG2101-2

201

EVOLUCION ELECTORAL DURANTE LA III REPUBLICA

24.08.81

| PROVINCIA 50 PART. JUDICIAL | 1931 DERECHA VOTOS % | 1931 IZQUIERDA VOTOS % | 1933 DERECHA VOTOS % | 1933 IZQUIERDA VOTOS % | 1936 DERECHA VOTOS % | 1936 IZQUIERDA VOTOS % |
|--------------------------------|-------------------------|---------------------------|-------------------------|---------------------------|-------------------------|---------------------------|
| 01 | 21.246 57,72 | 15.559 42,27 | 35.131 53,771 | 30.203 46,228 | 40.255 43,115 | 53.110 56,884 |
| 02 | 13.278 41,76 | 18.517 58,24 | 44.103 71,932 | 17.209 28,067 | 39.779 52,865 | 35.466 47,134 |
| 03 | 8.221 52,95 | 7.306 47,05 | 25.615 75,739 | 8.205 24,260 | 26.463 69,342 | 11.700 30,657 |
| 04 | 10.600 32,86 | 21.659 67,14 | 39.752 60,725 | 25.710 39,274 | 38.234 53,812 | 32.816 46,187 |
| 05 | 17.234 45,20 | 20.892 54,80 | 53.601 72,403 | 20.430 27,596 | 48.149 53,970 | 41.064 46,029 |
| 06 | 8.458 52,35 | 7.698 47,65 | 23.172 70,120 | 9.874 29,879 | 25.342 62,594 | 15.144 37,405 |
| 07 | 11.604 42,42 | 16.748 57,58 | 31.844 62,157 | 19.387 37,842 | 24.957 41,980 | 34.492 58,019 |
| 08 | 8.527 42,82 | 11.388 57,18 | 34.836 86,334 | 5.514 13,665 | 32.452 73,687 | 11.588 26,312 |
| 09 | 8.379 25,69 | 24.235 74,30 | 36.650 56,818 | 27.854 43,181 | 37.748 50,352 | 37.220 49,647 |
| 10 | 7.217 47,37 | 8.019 52,63 | 24.635 76,038 | 7.763 23,961 | 20.637 51,344 | 19.556 48,655 |
| 11 | 6.715 36,45 | 11.706 63,55 | 23.170 62,382 | 13.972 37,617 | 20.616 54,044 | 17.530 45,955 |
| 12 | 9.289 45,40 | 11.173 54,60 | 33.120 75,965 | 10.479 24,034 | 26.560 60,764 | 17.150 39,235 |
| 13 | 40.879 44,293 | 51.412 55,706 | 130.395 78,645 | 35.405 21,354 | 119.893 47,129 | 133.934 52,870 |
| TOTAL REGIONA | 378.940 46,880 | 420.369 53,119 | 1.050.916 73,863 | 371.660 26,136 | 925.718 53,425 | 807.000 46,574 |



1621013

202

INDICES DE ORIENTACION Y EVOLUCION DEL VOTO. III REPUBLICA

24.08.81

| PROVINCIA | INDICES DE ORIENTACION | | | EVOLUC. 33-31 | | EVOLUC. 36-33 | | EVOLUC. 36-31 | |
|----------------|------------------------|-------|-------|---------------|--------|---------------|--------|---------------|--------|
| PART. JUDICIAL | 1.931 | 1.933 | 1.936 | DCHA. | IZDA. | DCHA. | IZDA. | DCHA. | IZDA. |
| 22 01 | 1,582 | 0,430 | 1,120 | 131,15 | 68,85 | 77,28 | 122,72 | 109,42 | 91,57 |
| 22 02 | 1,069 | 0,405 | 0,754 | 122,81 | 77,19 | 85,86 | 114,14 | 108,66 | 91,34 |
| 22 03 | 0,268 | 0,287 | 0,801 | 98,86 | 101,14 | 77,83 | 122,17 | 76,69 | 123,31 |
| 22 04 | 1,758 | 0,392 | 1,241 | 135,54 | 64,46 | 72,82 | 127,18 | 108,35 | 91,65 |
| 22 05 | 0,567 | 0,315 | 1,072 | 112,20 | 87,80 | 72,25 | 127,75 | 84,46 | 115,54 |
| 22 06 | 0,741 | 0,370 | 1,263 | 115,54 | 84,45 | 71,21 | 128,79 | 86,74 | 113,25 |
| 22 07 | 0,727 | 0,393 | 1,087 | 113,90 | 86,10 | 76,13 | 123,87 | 90,03 | 109,97 |
| 22 08 | 1,547 | 0,431 | 1,252 | 130,59 | 69,41 | 74,56 | 125,44 | 105,15 | 94,85 |




203

| PROVINCIA | PART. JUDICIAL | INDICES DE ORIENTACION | | | EVOLUC. 33-31 | | EVOLUC. 36-33 | | EVOLUC. 63-31 | |
|-----------|----------------|------------------------|-------|-------|---------------|-------|---------------|--------|---------------|--------|
| | | 1.931 | 1.933 | 1.936 | DCHA. | IZDA. | DCHA. | IZDA. | DCHA. | IZDA. |
| 44 | 01 | 1,588 | 0,139 | 0,659 | 149,09 | 50,91 | 72,52 | 127,48 | 121,60 | 78,40 |
| 44 | 02 | 1,198 | 0,128 | 0,518 | 143,10 | 56,90 | 77,24 | 122,76 | 120,34 | 79,66 |
| 44 | 03 | 1,400 | 0,113 | 0,605 | 148,16 | 51,84 | 72,47 | 127,53 | 120,63 | 79,37 |
| 44 | 04 | 0,888 | 0,215 | 0,478 | 129,32 | 70,68 | 85,35 | 114,65 | 114,66 | 85,34 |
| 44 | 05 | 2,599 | 0,201 | 0,617 | 155,43 | 44,57 | 78,60 | 121,40 | 134,03 | 65,97 |
| 44 | 06 | 0,622 | 0,171 | 0,499 | 123,76 | 76,24 | 81,31 | 118,69 | 105,07 | 94,93 |
| 44 | 07 | 1,254 | 0,257 | 0,588 | 135,18 | 64,82 | 83,40 | 116,60 | 118,58 | 81,42 |
| 44 | 08 | 0,346 | 0,177 | 0,650 | 110,64 | 89,36 | 75,69 | 124,31 | 86,33 | 113,67 |
| 44 | 09 | 0,823 | 0,312 | 0,773 | 121,36 | 78,64 | 80,18 | 119,82 | 101,54 | 98,46 |
| 44 | 10 | 1,840 | 0,364 | 0,871 | 138,06 | 61,94 | 80,16 | 119,84 | 118,22 | 81,78 |

r = -0,5708



| PROVINCIA | INDICES DE ORIENTACION | | | EVOLUC. 33-31 | | EVOLUC. 36-33 | | EVOLUC. 63-31 | | |
|----------------|------------------------|-------|-------|---------------|--------|---------------|-------|---------------|--------|--------|
| | PART. JUDICIAL | 1.931 | 1.933 | 1.936 | DCHA. | IZDA. | DCHA. | IZDA. | DCHA. | IZDA. |
| 50 | 01 | 0,73 | 0,859 | 1,319 | 96,05 | 103,95 | 89,35 | 110,65 | 85,39 | 114,61 |
| 50 | 02 | 1,39 | 0,390 | 0,891 | 130,17 | 69,82 | 80,94 | 119,06 | 111,10 | 88,89 |
| 50 | 03 | 0,89 | 0,320 | 0,442 | 122,78 | 77,21 | 93,61 | 106,39 | 116,39 | 83,60 |
| 50 | 04 | 2,04 | 0,646 | 0,858 | 127,86 | 72,13 | 93,09 | 106,91 | 120,25 | 79,04 |
| 50 | 05 | 1,21 | 0,381 | 0,852 | 127,20 | 72,79 | 81,57 | 118,43 | 108,77 | 91,22 |
| 50 | 06 | 0,91 | 0,426 | 0,597 | 117,77 | 82,22 | 92,48 | 107,52 | 110,24 | 89,75 |
| 50 | 07 | 1,36 | 0,608 | 1,382 | 119,73 | 80,26 | 79,83 | 120,17 | 99,56 | 100,43 |
| 50 | 08 | 1,33 | 0,158 | 0,357 | 143,51 | 56,48 | 87,36 | 112,64 | 130,86 | 69,13 |
| 50 | 09 | 2,89 | 0,759 | 0,985 | 131,12 | 68,88 | 93,54 | 106,46 | 124,66 | 75,34 |
| 50 | 10 | 1,11 | 0,315 | 0,947 | 128,66 | 71,33 | 75,31 | 124,69 | 103,97 | 96,02 |
| 50 | 11 | 1,74 | 0,603 | 0,850 | 125,93 | 74,06 | 91,67 | 108,33 | 117,59 | 82,40 |
| 50 | 12 | 1,20 | 0,316 | 0,645 | 130,56 | 69,43 | 84,80 | 115,20 | 115,36 | 84,63 |
| 50 | 13 | 1,257 | 0,271 | 1,120 | 134,35 | 65,64 | 68,50 | 131,50 | 102,83 | 97,16 |
| | | | | 0,5158 | | | | | | |
| TOTAL REGIONAL | | 1,133 | 0,353 | 0,871 | 126,98 | 73,01 | 79,57 | 120,43 | 106,54 | 93,45 |



CMO.AYUNTAMIENTO DE ZARAGOZA EXCMO.AYUNTAMIENTO DE ZARAGOZA EXCMO.AYUNTAMIENTO DE ZARAGOZA EXCMO.AYUNTAMIENTO DE ZARAGOZA
 ZARAGOZA EXCMO.AYUNTAMIENTO DE ZARAGOZA EXCMO.AYUNTAMIENTO DE ZARAGOZA EXCMO.AYUNTAMIENTO DE ZARAGOZA
 ZARAGOZA EXCMO.AYUNTAMIENTO DE ZARAGOZA EXCMO.AYUNTAMIENTO DE ZARAGOZA EXCMO.AYUNTAMIENTO DE ZARAGOZA

CMO.AYUNTAMIENTO DE ZARAGOZA EXCMO.AYUNTAMIENTO DE ZARAGOZA EXCMO.AYUNTAMIENTO DE ZARAGOZA EXCMO.AYUNTAMIENTO DE ZARAGOZA
 ZARAGOZA EXCMO.AYUNTAMIENTO DE ZARAGOZA EXCMO.AYUNTAMIENTO DE ZARAGOZA EXCMO.AYUNTAMIENTO DE ZARAGOZA
 ZARAGOZA EXCMO.AYUNTAMIENTO DE ZARAGOZA EXCMO.AYUNTAMIENTO DE ZARAGOZA EXCMO.AYUNTAMIENTO DE ZARAGOZA

CMO.AYUNTAMIENTO DE ZARAGOZA EXCMO.AYUNTAMIENTO DE ZARAGOZA EXCMO.AYUNTAMIENTO DE ZARAGOZA EXCMO.AYUNTAMIENTO DE ZARAGOZA
 ZARAGOZA EXCMO.AYUNTAMIENTO DE ZARAGOZA EXCMO.AYUNTAMIENTO DE ZARAGOZA EXCMO.AYUNTAMIENTO DE ZARAGOZA
 ZARAGOZA EXCMO.AYUNTAMIENTO DE ZARAGOZA EXCMO.AYUNTAMIENTO DE ZARAGOZA EXCMO.AYUNTAMIENTO DE ZARAGOZA

205

LG2101-4

EVOLUCION DE LA PARTICIPACION ELECTORAL EN LA II REPUBLICA

24.08.81

| PROVINCIA | PART. JUDICIAL | PORCENTAJE DE PARTICIPACION | | | EVOLUCION DE LA PARTICIPACION | | |
|-----------|----------------|-----------------------------|--------|--------|-------------------------------|--------|--------|
| | | 1.931 | 1.933 | 1.936 | 36-33 | 36-31 | 33-31 |
| 22 | 01 | 76,550 | 49,886 | 65,938 | 16,052 | 10,612 | 26,864 |
| 22 | 02 | 75,651 | 56,278 | 65,833 | 9,555 | 9,818 | 19,373 |
| 22 | 03 | 74,428 | 56,025 | 60,390 | 4,365 | 14,038 | 18,393 |
| 22 | 04 | 71,329 | 39,738 | 63,918 | 24,180 | 7,411 | 31,591 |
| 22 | 05 | 74,836 | 50,487 | 67,023 | 16,536 | 7,813 | 24,349 |
| 22 | 06 | 81,782 | 56,432 | 68,254 | 11,822 | 13,528 | 25,350 |
| 22 | 07 | 77,439 | 52,291 | 67,749 | 15,458 | 9,690 | 25,148 |
| 22 | 08 | 76,969 | 52,664 | 69,589 | 16,925 | 7,380 | 24,305 |



206

LG21014 EVOLUCION DE LA PARTICIPACION ELECTORAL EN LA III REPUBLICA 24.08.81

| PROVINCIA | PORCENTAJE DE PARTICIPACION | | | EVOLUCION DE LA PARTICIPACION | | |
|-----------|-----------------------------|---------------|--------|-------------------------------|---------|----------------|
| | PART. JUDICIAL | 1.931 | 1.933 | 1.936 | 36-33 | 36-31 |
| 44 01 | 77,413 | 68,358 | 70,472 | 2,114 | 6,941- | 9,055- |
| 44 02 | 75,440 | 57,462 | 69,896 | 12,434 | 5,544- | 17,978- |
| 44 03 | 77,376 | 63,804 | 66,490 | 2,686 | 10,886- | 13,572- |
| 44 04 | 74,679 | 68,151 | 70,609 | 2,458 | 4,070- | 6,528- |
| 44 05 | 81,677 | 54,958 | 67,600 | 12,642 | 14,077- | 26,719- |
| 44 06 | 78,590 | 66,689 | 63,847 | 2,842- | 14,743- | 11,901- |
| 44 07 | 75,830 | 70,200 | 72,887 | 2,687 | 2,943- | 5,630- |
| 44 08 | 73,039 | 61,126 | 53,992 | 7,134- | 19,047- | 11,913- |
| 44 09 | 78,141 | 68,178 | 72,755 | 4,577 | 5,386- | 9,963- |
| 44 10 | 77,422 | 51,823 | 66,663 | 14,840 | 10,759- | 25,599- |



207

EVOLUCION DE LA PARTICIPACION ELECTORAL EN LA II REPUBLICA 24.08.81

| PROVINCIA | PORCENTAJE DE PARTICIPACION | | | EVOLUCION DE LA PARTICIPACION | | |
|-----------|-----------------------------|-------|-------|-------------------------------|-------|-------|
| | 1.931 | 1.933 | 1.936 | 36-33 | 36-31 | 33-31 |

| | | | | | | |
|----------------|---------------|---------------|---------------|---------------|--------------|---------------|
| 50 01 | 68,182 | 55,090 | 75,434 | 20,344 | 7,252 | 13,092- |
| 50 02 | 74,516 | 59,200 | 73,528 | 14,328 | 0,988- | 15,316- |
| 50 03 | 69,588 | 64,255 | 72,729 | 8,474 | 3,141 | 5,333- |
| 50 04 | 79,906 | 74,795 | 79,558 | 4,763 | 0,348 | 5,111- |
| 50 05 | 71,567 | 62,513 | 70,715 | 8,202 | 0,352 | 9,054 |
| 50 06 | 66,361 | 59,465 | 70,371 | 10,906 | 4,010 | 6,896 |
| 50 07 | 73,942 | 64,703 | 70,965 | 6,262 | 2,977- | 9,239- |
| 50 08 | 67,790 | 62,386 | 70,963 | 8,577 | 3,173 | 5,404- |
| 50 09 | 79,723 | 69,221 | 79,500 | 10,279 | 0,223 | 10,502- |
| 50 10 | 66,406 | 60,307 | 72,185 | 11,878 | 5,779 | 6,099 |
| 50 11 | 82,038 | 73,490 | 75,787 | 2,297 | 6,251- | 8,548- |
| 50 12 | 81,094 | 80,883 | 80,557 | 0,326- | 0,537- | 0,211- |
| 50 13 | 78,090 | 55,117 | 73,292 | 18,175 | 4,798 | 22,973 |
| TOTAL REGIONAL | 75,697 | 59,509 | 70,546 | 11,037 | 5,151 | 16,188 |



6. Resultados por niveles de tamaños de municipio
- a. Número de votos obtenidos por los distintos espacios políticos (D., C+D, C-I, I.) durante las tres elecciones generales
 - b. Número de votos obtenidos por la Derecha e Izquierda y % sobre el total de votos durante las tres elecciones generales
 - c. Índice de orientación del voto e índice de evolución entre 1933-1931, 1936-1933 y 1936-1931
 - d. Porcentaje de participación electoral en 1931, 1933 y 1936, y evolución de la participación entre 1936-1933, 1936-1931 y 1933-1931

LG2101 - 1

EVOLUCION ELECTORAL DURANTE LA II REPUBLICA

12.02.81

PROVINCIA 22 AYO 1931 AYO 1933 AYO 1936
TAMAÑO MUNIC, DCHA. C.DCHA. C.IZDA. IZDA. DCHA. C.DCHA. C.IZDA. IZDA. DCHA. C.DCHA. C.IZDA. IZDA.

| | | | | | | | | | | | | |
|----|------|-------|-------|------|-------|-------|--------------|-------------|-------|------|-------|-------|
| 01 | 6678 | 36319 | 18712 | 4839 | 41340 | 29212 | 10073 | 8978 | 59174 | 715 | 25302 | 25302 |
| 02 | 4440 | 21481 | 23779 | 2268 | 29625 | 19876 | 10326 | 9441 | 42925 | 547 | 20559 | 20559 |
| 03 | 2857 | 19433 | 19571 | 9579 | 23861 | 21237 | 11253 | 9393 | 39541 | 1455 | 28711 | 28711 |
| 04 | 2798 | 16783 | 17325 | 5393 | 28912 | 15291 | 9382 | 8400 | 38868 | 779 | 24316 | 24316 |



210

L62101 - 1

EVOLUCION ELECTORAL DURANTE LA II REPUBLICA

12.02.81

PROVINCIA 44 AYO 1931 AYO 1933 AYO 1936
TAMANO MUNIC, DCHA. C.DCHA. C.IZDA. IZDA. DCHA. C.DCHA. C.IZDA. IZDA. DCHA. C.DCHA. C.IZDA. IZDA.

| | | | | | | | | | | | | |
|----|-------|-------|-------|------|-------|-------|-------|-----|-------|------|-------|-------|
| 01 | 7544 | 11467 | 15184 | 3618 | 41309 | 21915 | 7923 | 101 | 46411 | 4189 | 10032 | 10032 |
| 02 | 6536 | 15127 | 18738 | 4278 | 40679 | 28634 | 12593 | 582 | 50216 | 3886 | 14385 | 14385 |
| 03 | 10256 | 28132 | 32305 | 6399 | 70888 | 43390 | 27339 | 302 | 83559 | 6935 | 30705 | 30705 |
| 04 | 5001 | 10940 | 18636 | 2519 | 33626 | 24497 | 13493 | 75 | 41508 | 4425 | 19105 | 19105 |



11
21

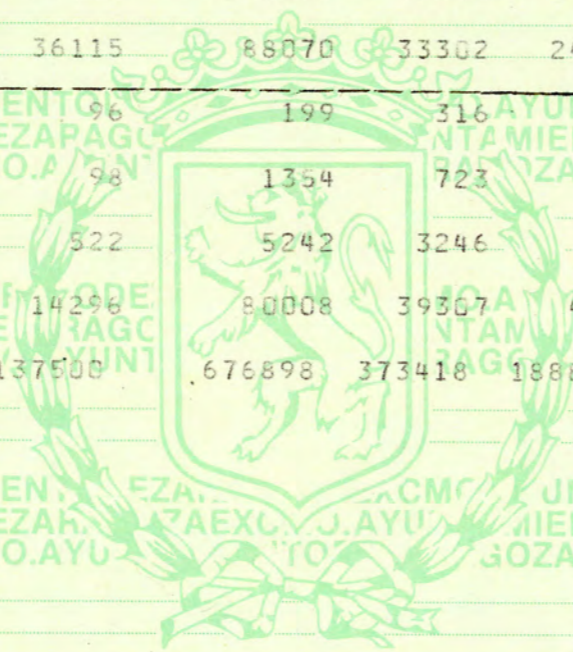
L62101 - 1

EVOLUCION ELECTORAL DURANTE LA II REPUBLICA

12.02.81

| PROVINCIA | 50 | A/O 1931 | A/O 1933 | A/O 1936 |
|---------------|-------|----------|----------|----------|
| TAMAÑO MUNIC. | DCHA. | C.DCHA. | C.IZDA. | IZDA. |

| | | | | | | | | | | | |
|----------------|-------|--------|--------|--------|--------|--------|--------|--------|--------|-------|--------|
| 01 | 12922 | 12922 | 3817 | 29207 | 19374 | 3841 | 6656 | 37917 | 6767 | 8585 | 8585 |
| 02 | 26002 | 26002 | 9232 | 55051 | 25255 | 14671 | 19204 | 72436 | 4461 | 27427 | 27427 |
| 03 | 44302 | 44302 | 34447 | 107527 | 47843 | 34712 | 45042 | 158751 | 9498 | 65883 | 65883 |
| 04 | 28886 | 28886 | 36115 | 88070 | 33302 | 24256 | 48218 | 103088 | 8274 | 61523 | 61523 |
| 01 | 23 | 147 | 147 | 96 | 199 | 316 | 55 | 36 | 304 | 86 | 246 |
| 02 | 148 | 984 | 984 | 98 | 1354 | 723 | 324 | 1108 | 2214 | 79 | 1299 |
| 03 | 563 | 3028 | 3028 | 522 | 5242 | 3246 | 886 | 2760 | 8158 | 443 | 4349 |
| 04 | 7630 | 28396 | 28396 | 14298 | 80008 | 39307 | 4893 | 25343 | 105580 | 2529 | 61073 |
| TOTAL REGIONAL | 54474 | 364266 | 368917 | 137500 | 676898 | 373418 | 188810 | 182850 | 870650 | 55068 | 403500 |



12901 | 44276
23978 | 28880

| PROVINCIA 22 TAMAYO MUNIC, | 1931 VOTOS | DERECHA % | 1931 VOTOS | IZQUIERDA % | 1933 VOTOS | DERECHA % | 1933 VOTOS | IZQUIERDA % | 1936 VOTOS | DERECHA % | 1936 VOTOS | IZQUIERDA % |
|-------------------------------|---------------|--------------|---------------|----------------|---------------|--------------|---------------|----------------|---------------|--------------|---------------|----------------|
| <500 01 | 42.997 | 64,610 | 23.551 | 35,389 | 70.552 | 78,737 | 19.051 | 21,262 | 59.889 | 54,201 | 50.604 | 45,798 |
| 500-1000 02 | 25.841 | 49,809 | 26.039 | 50,190 | 49.501 | 71,463 | 19.767 | 28,536 | 43.472 | 51,391 | 41.118 | 48,608 |
| 1000-3000 03 | 22.287 | 43,328 | 29.150 | 58,671 | 45.898 | 68,596 | 20.646 | 31,403 | 40.996 | 41,654 | 57.422 | 58,345 |
| >3000 04 | 19.581 | 46,291 | 22.718 | 53,708 | 44.203 | 71,312 | 17.782 | 28,687 | 39.647 | 44,911 | 48.632 | 55,088 |



| PROVINCIA 44 TAMA#0 MUNIC, | 1931 VOTOS | DERECHA % | 1931 VOTOS | IZQUIERDA % | 1933 VOTOS | DERECHA % | 1933 VOTOS | IZQUIERDA % | 1936 VOTOS | DERECHA % | 1936 VOTOS | IZQUIERDA % |
|-------------------------------|---------------|--------------|---------------|----------------|---------------|--------------|---------------|----------------|---------------|--------------|---------------|----------------|
| 01 | 19.011 | 50,276 | 18.802 | 49,723 | 63.224 | 88,737 | 8.024 | 11,262 | 50.600 | 71,606 | 20.064 | 28,393 |
| 02 | 21.663 | 48,494 | 23.008 | 51,505 | 69.313 | 84,027 | 13.175 | 15,972 | 54.102 | 65,293 | 28.770 | 34,716 |
| 03 | 38.388 | 49,795 | 38.704 | 50,204 | 114.278 | 80,523 | 27.641 | 19,476 | 90.494 | 59,573 | 61.410 | 40,426 |
| 04 | 15.941 | 42,972 | 21.155 | 57,027 | 58.123 | 81,074 | 13.568 | 18,925 | 45.933 | 54,589 | 38.210 | 45,410 |



| PROVINCIA SU TAMAÑO MUNIC, | 1931 DERECHA VOTOS | 1931 DERECHA % | 1931 IZQUIERDA VOTOS | 1931 IZQUIERDA % | 1933 DERECHA VOTOS | 1933 DERECHA % | 1933 IZQUIERDA VOTOS | 1933 IZQUIERDA % | 1936 DERECHA VOTOS | 1936 DERECHA % | 1936 IZQUIERDA VOTOS | 1936 IZQUIERDA % |
|----------------------------|--------------------|----------------|----------------------|------------------|--------------------|----------------|----------------------|------------------|--------------------|----------------|----------------------|------------------|
| 01 | 12.922 | 43,565 | 16.739 | 56,434 | 48.581 | 82,231 | 10.497 | 17,768 | 44.684 | 72,241 | 17.170 | 27,758 |
| 02 | 26.802 | 42,461 | 35.234 | 57,538 | 80.306 | 70,332 | 33.875 | 29,667 | 76.897 | 58,365 | 54.854 | 41,634 |
| 03 | 44.302 | 36,002 | 78.749 | 63,997 | 155.370 | 66,080 | 79.754 | 33,919 | 148.249 | 52,943 | 131.766 | 47,056 |
| 04 | 28.886 | 30,766 | 65.001 | 69,233 | 121.372 | 62,612 | 72.474 | 37,387 | 111.362 | 47,507 | 123.046 | 52,492 |
| 01 | 170 | 41,462 | 243 | 58,837 | 515 | 84,983 | 91 | 15,016 | 390 | 44,217 | 492 | 55,782 |
| 02 | 1.132 | 51,129 | 1.082 | 48,870 | 2.077 | 59,190 | 1.432 | 40,809 | 2.293 | 46,882 | 2.598 | 53,117 |
| 03 | 3.591 | 50,287 | 3.550 | 49,712 | 8.488 | 69,952 | 3.646 | 30,047 | 8.601 | 49,719 | 8.698 | 50,280 |
| 04 | 36.026 | 45,765 | 42.692 | 54,234 | 119.315 | 79,782 | 30.236 | 20,217 | 108.109 | 46,951 | 122.146 | 53,048 |
| TOTAL REGIONA | 358.740 | 44,555 | 446.417 | 55,444 | 1.050.316 | 73,863 | 371.660 | 26,136 | 925.718 | 53,425 | 807.000 | 46,574 |



LG2101 - 3

INDICES DE ORIENTACION Y EVOLUCION DEL VOTO. II REPUBLICA

12.02.81

| TAMA#0 | MUNIC, | INDICES DE ORIENTACION | | | EVOLUC. 33-31 | | EVOLUC. 56-33 | | EVOLUC. 36-31 | |
|--------|--------|------------------------|-------|-------|---------------|-------|---------------|--------|---------------|--------|
| | | 1.931 | 1.933 | 1.936 | DCHA. | IZDA. | DCHA. | IZDA. | DCHA. | IZDA. |
| 22 | 01 | 0,547 | 0,270 | 0,844 | 114,12 | 85,88 | 75,47 | 124,53 | 89,60 | 110,40 |
| 22 | 02 | 1,007 | 0,399 | 0,945 | 121,65 | 78,35 | 79,93 | 120,07 | 101,58 | 98,42 |
| 22 | 03 | 1,307 | 0,457 | 1,400 | 125,26 | 74,74 | 73,06 | 126,94 | 98,33 | 101,67 |
| 22 | 04 | 1,160 | 0,402 | 1,226 | 125,02 | 74,98 | 73,60 | 126,40 | 98,62 | 101,38 |



216

LG2101 - 3

INDICES DE ORIENTACION Y EVOLUCION DEL VOTO. II REPUBLICA

12.02.81

| TAMANO MUNIC. | INDICES DE ORIENTACION | | | EVOLUC. 33-31 | | | EVOLUC. 36-33 | | | EVOLUC. 36-31 | | |
|---------------|------------------------|-------|-------|---------------|-------|-------|---------------|--------|-------|---------------|-------|--|
| | 1.931 | 1.933 | 1.936 | DCHA. | IZDA. | DCHA. | IZDA. | DCHA. | IZDA. | DCHA. | IZDA. | |
| 44 01 | 0,989 | 0,126 | 0,396 | 138,46 | 61,54 | 82,87 | 117,13 | 121,33 | 78,67 | | | |
| 44 02 | 1,062 | 0,190 | 0,531 | 135,53 | 64,47 | 81,26 | 118,74 | 116,78 | 83,22 | | | |
| 44 03 | 1,008 | 0,241 | 0,678 | 130,72 | 69,28 | 79,05 | 120,95 | 109,77 | 90,23 | | | |
| 44 04 | 1,327 | 0,233 | 0,831 | 138,10 | 61,90 | 73,52 | 126,48 | 111,61 | 88,39 | | | |



| TAMAÑO MUNIC. | INDICES DE ORIENTACION | | | EVOLUC. 33-31 | | EVOLUC. 36-33 | | EVOLUC. 36-31 | |
|----------------|------------------------|-------|-------|---------------|-------|---------------|--------|---------------|--------|
| | 1.931 | 1.933 | 1.936 | DCHA. | IZDA. | DCHA. | IZDA. | DCHA. | IZDA. |
| 50 01 | 1,295 | 0,216 | 0,384 | 138,66 | 61,34 | 90,01 | 109,99 | 128,67 | 71,33 |
| 50 02 | 1,355 | 0,421 | 0,713 | 127,87 | 72,13 | 88,04 | 111,96 | 115,90 | 84,10 |
| 50 03 | 1,777 | 0,513 | 0,888 | 130,07 | 69,93 | 86,87 | 113,13 | 116,94 | 83,06 |
| 50 04 | 2,250 | 0,597 | 1,104 | 131,84 | 68,16 | 84,90 | 115,10 | 116,74 | 83,26 |
| 50 01 | 1,429 | 0,176 | 1,261 | 143,82 | 56,18 | 59,24 | 140,76 | 103,05 | 96,95 |
| 50 02 | 0,955 | 0,689 | 1,132 | 108,06 | 91,94 | 87,70 | 112,30 | 95,76 | 104,24 |
| 50 03 | 0,988 | 0,429 | 1,011 | 119,66 | 80,34 | 79,77 | 120,23 | 99,44 | 100,56 |
| 50 04 | 1,185 | 0,253 | 1,129 | 134,01 | 65,99 | 67,17 | 132,83 | 101,18 | 98,82 |
| TOTAL REGIONAL | 1,244 | 0,353 | 0,871 | 129,30 | 70,70 | 79,57 | 120,43 | 108,87 | 91,13 |



| TAMANO MUNIC. | | PORCENTAJE DE PARTICIPACION | | | EVOLUCION DE LA PARTICIPACION | | |
|---------------|----|-----------------------------|--------|--------|-------------------------------|---------|---------|
| | | 1,931 | 1,933 | 1,935 | 36-33 | 36-31 | 33-31 |
| 22 | 01 | 74,813 | 56,876 | 66,159 | 9,283 | 8,654- | 17,937- |
| 22 | 02 | 78,427 | 53,001 | 62,610 | 9,609 | 15,817- | 25,426- |
| 22 | 03 | 74,957 | 46,444 | 67,212 | 20,768 | 7,745- | 28,513- |
| 22 | 04 | 70,548 | 49,262 | 68,742 | 19,480 | 1,806- | 21,286- |



219

LG2101 - 4

EVOLUCION DE LA PARTICIPACION ELECTORAL EN LA II REPUBLICA

12.02.81

| TAMANO MUNIC, | PORCENTAJE DE PARTICIPACION | | | EVOLUCION DE LA PARTICIPACION | | |
|---------------|-----------------------------|--------|--------|-------------------------------|---------|---------|
| | 1-931 | 1-933 | 1-936 | 36-33 | 36-31 | 33-31 |
| 44 01 | 79,279 | 69,020 | 69,481 | 0,461 | 9,798- | 10,259- |
| 44 02 | 76,412 | 64,009 | 64,907 | 0,898 | 11,505- | 12,403- |
| 44 03 | 74,955 | 60,908 | 65,238 | 4,330 | 9,717- | 14,047- |
| 44 04 | 79,028 | 64,370 | 74,389 | 10,019 | 4,639- | 14,658- |



220

LG2101 - 4

EVOLUCION DE LA PARTICIPACION ELECTORAL EN LA II REPUBLICA

12.02.81

| TAMA#0 | MUNIC, | PORCENTAJE DE PARTICIPACION | | | EVOLUCION DE LA PARTICIPACION | | |
|----------------|--------|-----------------------------|--------|---------------|-------------------------------|--------------|---------|
| | | 1,931 | 1,933 | 1,936 | 36-33 | 36-31 | 33-31 |
| 50 | 01 | 77,200 | 70,560 | 75,335 | 4,775 | 1,865- | 6,640- |
| 50 | 02 | 74,676 | 62,722 | 72,438 | 9,716 | 2,238- | 11,954- |
| 50 | 03 | 72,637 | 63,247 | 73,754 | 10,507 | 1,117 | 9,390- |
| 50 | 04 | 72,125 | 65,879 | 75,252 | 19,473 | 8,227 | 6,246- |
| 50 | 05 | 84,408 | 68,695 | 85,041 | 16,346 | 0,633- | 15,713- |
| 50 | 02 | 74,908 | 57,874 | 76,422 | 20,548 | 3,514 | 17,034- |
| 50 | 03 | 76,585 | 57,744 | 79,037 | 21,293 | 2,452 | 18,841- |
| 50 | 04 | 78,273 | 54,809 | 72,750 | 17,941 | 5,528- | 23,469- |
| TOTAL REGIONAL | | 75,350 | 59,522 | 70,744 | 11,222 | 4,606- | 15,828- |



7. Coeficientes de correlación entre espacios electorales durante las tres elecciones generales (1931, 1933 y 1936)
- en cada partido judicial
 - Huesca (222), Teruel (230) , Zaragoza (240)
 - según los tamaños de municipios (por provincias)

222

ESPAÑOL ELECTORALES

COEFICIENTES DE CORRELACION ENTRE ~~ESPAÑOL~~

PARTIDO JUDICIAL 22-01

| | ABSTN. | DRCHA. | C.DCHA | C.IZDA | IZORDA | ABSTN. | DRCHA. | C.DCHA | C.IZDA | IZORDA | ABSTN. | DRCHA. | C.DCHA | C.IZDA | IZORDA |
|------|--------|--------|--------|--------|--------|--------|--------|--------|--------|--------|--------|--------|--------|--------|--------|
| AB. | .999 | .141 | .057 | .088- | .059- | 1.000 | .153 | .079 | .292- | .183- | 1.000 | .112- | .428 | .088 | .088 |
| DCH. | .141 | 1.000 | .244- | .086- | .036 | .153 | 1.000 | .722- | .613- | .547- | .112- | 1.000 | .374- | .998- | .998- |
| C.D. | .057 | .244- | 1.000 | .907- | .112- | .079 | .722- | 1.000 | .021- | .091 | .428 | .374- | 1.000 | .320 | .320 |
| C.I. | .088- | .086- | .907- | 1.000 | .173- | .292- | .613- | .021- | 1.000 | .334 | .088 | .998- | .320 | 1.000 | 1.000 |
| IZD. | .059- | .036 | .112- | .173- | 1.000 | .153- | .547- | .091 | .334 | 1.000 | .088 | .998- | .320 | 1.000 | 1.000 |



223

COEFICIENTES DE CORRELACION ENTRE CANDIDATURAS

PARTIDO JUDICIAL 22-02

| | ABSTN. | DRCHA. | C.DCHA | C.IZDA | IZQRDA | ABSTN. | DRCHA. | C.DCHA | C.IZDA | IZQRDA | ABSTN. | DRCHA. | C.DCHA | C.IZDA | IZQRDA |
|-----|--------|--------|--------|--------|--------|--------|--------|--------|--------|--------|--------|--------|--------|--------|--------|
| AB. | 1.000 | .450 | .024 | .385- | .152 | 1.000 | .162- | .240- | .242- | .174- | .999 | .152- | .121 | .042 | .042 |
| DCH | .450 | 1.000 | .154- | .585- | .028- | .162- | 1.000 | .467- | .114- | .203- | .152- | .999 | .124- | .741- | .741- |
| C.D | .024 | .154- | 1.000 | .660- | .075- | .240- | .467- | .999 | .341- | .328- | .121 | .124- | 1.001 | .145 | .145 |
| C.I | .385- | .585- | .660- | 1.000 | .201- | .242- | .114- | .341- | 1.000 | .855 | .042 | .741- | .145 | 1.000 | 1.000 |
| IZD | .152 | .028- | .075- | .201- | 1.000 | .174- | .203- | .328- | .855 | 1.000 | .042 | .741- | .145 | 1.000 | 1.000 |



224

COEFICIENTES DE CORRELACION ENTRE CANDIDATURAS

PARTIDO JUDICIAL 22-03

| | 1.931 | 1.933 | 1.936 | | | | | | | | | | | | |
|--------|--------|---------|---------|---------|--------|--------|---------|---------|---------|--------|--------|---------|---------|---------|-------|
| ABSTN. | DRCHA. | C.DCHA. | C.IZDA. | IZQRDA. | ABSTN. | DRCHA. | C.DCHA. | C.IZDA. | IZQRDA. | ABSTN. | DRCHA. | C.DCHA. | C.IZDA. | IZQRDA. | |
| AB. | 1.000 | .051 | .345- | .017 | .068 | 1.000 | .103 | .105- | .031- | .033 | 1.000 | .048- | .136- | .007 | .007 |
| DCH. | .051 | 1.000 | .263- | .067- | .083- | .103 | 1.000 | .677- | .448- | .348- | .048- | .999 | .111 | .803- | .803- |
| C.D. | .345- | .263- | 1.000 | .821- | .035- | .105- | .677- | .999 | .298- | .384- | .136- | .111 | 1.000 | .168- | .168- |
| C.I. | .017 | .067- | .821- | 1.000 | .125- | .031- | .448- | .298- | 1.000 | .700 | .007 | .803- | .168- | .999 | .999 |
| IZD. | .068 | .083- | .035- | .125- | .999 | .033 | .348- | .384- | .700 | 1.000 | .007 | .803- | .168- | .999 | .999 |



225

COEFICIENTES DE CORRELACION ENTRE CANDIDATURAS

PARTIDO JUDICIAL 22-04

| | ABSTN. | DRCHA. | C.DCHA. | C.IZDA. | IZORDA. | ABSTN. | DRCHA. | C.DCHA. | C.IZDA. | IZORDA. | ABSTN. | DRCHA. | C.DCHA. | C.IZDA. | IZORDA. |
|------|--------|--------|---------|---------|---------|--------|--------|---------|---------|---------|--------|--------|---------|---------|---------|
| AB. | 1.000 | .007 | .344- | .297- | .021- | .999 | .088- | .223 | .629- | .591- | .999 | .035 | .231 | .050- | .050- |
| DCH. | .007 | .999 | .033- | .008- | .062- | .088- | 1.000 | .372- | .379- | .397- | .035 | .999 | .632- | .998- | .998- |
| C.D. | .344- | .033- | 1.000 | .566- | .187- | .223 | .372- | 1.000 | .314- | .303- | .231 | .632- | 1.000 | .675- | .675- |
| C.I. | .297- | .008- | .566- | 1.000 | .397- | .629- | .379- | .314- | 1.000 | .996 | .050- | .998- | .675- | 1.000 | 1.000 |
| IZD. | .021- | .062- | .187- | .397- | .999 | .591- | .397- | .303- | .996 | 1.000 | .050- | .998- | .675- | 1.000 | 1.000 |



922

COEFICIENTES DE CORRELACION ENTRE CANDIDATURAS

PARTIDO JUDICIAL 22-05

| | 1.931 | 1.933 | 1.936 |
|--------|--------|--------|--------|
| ABSTN. | DRCHA. | C.DCHA | C.IZDA |
| AB. | 1.000 | .060 | .133- |
| DCH. | .060 | 1.000 | .093- |
| C.D. | .133- | .093- | 1.000 |
| C.I. | .039- | .254- | .780- |
| IZD. | .267 | .059- | .393- |



227

COEFICIENTES DE CORRELACION ENTRE CANDIDATURAS

PARTIDO JUDICIAL 22-06

| | 1.931 | 1.933 | 1.936 | | | | | | | | | | | | |
|-----|--------|--------|--------|--------|--------|--------|--------|--------|--------|--------|--------|--------|--------|--------|--------|
| | ABSTN. | DRCHA. | C.DCHA | C.IZDA | IZQRDA | ABSTN. | DRCHA. | C.DCHA | C.IZDA | IZQRDA | ABSTN. | DRCHA. | C.DCHA | C.IZDA | IZQRDA |
| AB. | 1.000 | .029 | .162 | .277- | .126 | .999 | .048- | .065- | .097 | .141 | .999 | .113- | .019 | .113 | .113 |
| DCH | .029 | 1.000 | .048- | .130- | .291- | .048- | 1.000 | .628- | .457- | .368- | .113- | .999 | .069- | .999- | .999- |
| C.D | .162 | .048- | 1.000 | .814- | .443- | .065- | .628- | .999 | .321- | .413- | .019 | .069- | 1.001 | .047 | .047 |
| C.I | .277- | .130- | .814- | 1.000 | .051- | .097 | .457- | .321- | 1.000 | .640 | .113 | .999- | .047 | 1.000 | 1.000 |
| IZD | .126 | .291- | .443- | .051- | 1.000 | .141 | .368- | .413- | .640 | 1.000 | .113 | .999- | .047 | 1.000 | 1.000 |



228

COEFICIENTES DE CORRELACION ENTRE CANDIDATURAS

PARTIDO JUDICIAL 22-07

| | ABSTN. | DRCHA. | C.DCHA | C.IZDA | IZORDA | ABSTN. | DRCHA. | C.DCHA | C.IZDA | IZORDA | ABSTN. | DRCHA. | C.DCHA | C.IZDA | IZORDA |
|-----|--------|--------|--------|--------|--------|--------|--------|--------|--------|--------|--------|--------|--------|--------|--------|
| AB. | 1.000 | .274- | .397- | .336 | .228 | 1.000 | .323 | .004 | .290- | .288- | 1.000 | .262- | .212- | .299 | .299 |
| DCH | .274- | 1.000 | .107 | .230- | .143- | .323 | 1.000 | .296- | .628- | .701- | .262- | 1.000 | .080- | .984- | .984- |
| C.D | .397- | .107 | 1.000 | .834- | .392- | .004 | .296- | 1.000 | .527- | .435- | .212- | .080- | 1.000 | .094- | .094- |
| C.I | .336 | .230- | .834- | .999 | .145- | .290- | .628- | .527- | .999 | .893 | .299 | .984- | .094- | .999 | .999 |
| IZD | .228 | .143- | .392- | .143- | 1.000 | .288- | .701- | .435- | .893 | 1.000 | .299 | .984- | .094- | .999 | .999 |



229

COEFICIENTES DE CORRELACION ENTRE CANDIDATURAS

PARTIDO JUDICIAL 22-08

| | ABSTN. | DRCHA. | C.DCHA. | C.IZDA. | IZQRDA. | ABSTN. | DRCHA. | C.DCHA. | C.IZDA. | IZQRDA. | ABSTN. | DRCHA. | C.DCHA. | C.IZDA. | IZQRDA. |
|-----|--------|--------|---------|---------|---------|--------|--------|---------|---------|---------|--------|--------|---------|---------|---------|
| AB. | 1.000 | .186- | .248- | .278- | .067- | 1.000 | .109- | .091- | .409- | .294- | 1.000 | .462- | .086 | .460 | .460 |
| DCH | .186- | 1.000 | .109 | .092- | .054- | .109- | 1.000 | .273- | .435- | .359- | .462- | 1.000 | .218- | .991- | .991- |
| C.D | .248- | .109 | .999 | .672- | .114- | .091- | .273- | .999 | .270- | .337- | .086 | .218- | 1.000 | .090 | .090 |
| C.I | .278- | .092- | .672- | .999 | .382- | .409- | .435- | .270- | .999 | .638 | .460 | .991- | .090 | .999 | .999 |
| IZD | .067- | .054- | .114- | .382- | 1.000 | .294- | .359- | .337- | .638 | .999 | .460 | .991- | .090 | .999 | .999 |



COEFICIENTES DE CORRELACION ENTRE CANDIDATURAS

PARTIDO JUDICIAL 44-01

| | ABSTN. | DRCHA. | C.DCHA | C.IZDA | IZQRDA | ABSTN. | DRCHA. | C.DCHA | C.IZDA | IZQRDA | ABSTN. | DRCHA. | C.DCHA | C.IZDA | IZQRDA |
|-----|--------|--------|--------|--------|--------|--------|--------|--------|--------|--------|--------|--------|--------|--------|--------|
| AB. | 1.000 | .115 | .167- | .089 | .037- | 1.000 | .126 | .135- | .031 | .007 | 1.000 | .271 | .337- | .154- | .154- |
| DCH | .115 | 1.000 | .478 | .658- | .135- | .126 | 1.000 | .819- | .181- | .157- | .271 | 1.000 | .190- | .938- | .938- |
| C.D | .167- | .478 | 1.000 | .697- | .288- | .135- | .819- | .999 | .415- | .032 | .337- | .190- | 1.000 | .160- | .160- |
| C.I | .089 | .658- | .697- | .999 | .387- | .031 | .181- | .415- | 1.000 | .178 | .154- | .938- | .160- | 1.000 | 1.000 |
| IZD | .037- | .135- | .288- | .387- | 1.000 | .007 | .157- | .032 | .178 | 1.000 | .154- | .938- | .160- | 1.000 | 1.000 |



231

COEFICIENTES DE CORRELACION ENTRE CANDIDATURAS

PARTIDO JUDICIAL 44-02

| | 1.931 | | | | | 1.933 | | | | | 1.936 | | | | |
|-----|--------|--------|--------|--------|--------|--------|--------|--------|--------|--------|--------|--------|--------|--------|--------|
| | ABSTN. | DRCHA. | C.DCHA | C.IZDA | IZQRDA | ABSTN. | DRCHA. | C.DCHA | C.IZDA | IZQRDA | ABSTN. | DRCHA. | C.DCHA | C.IZDA | IZQRDA |
| AB. | .999 | .222 | .367- | .303 | .281- | .999 | .152 | .140- | .261- | .211 | .999 | .155- | .084 | .100 | .100 |
| DCH | .222 | .999 | .221- | .142- | .559 | .152 | 1.000 | .894- | .030- | .188- | .155- | .999 | .167 | .922- | .922- |
| C.D | .367- | .221- | .999 | .933- | .061- | .140- | .894- | 1.000 | .199- | .106- | .084 | .167 | 1.000 | .533- | .533- |
| C.I | .303 | .142- | .933- | 1.000 | .165- | .261- | .030- | .199- | 1.000 | .340- | .100 | .922- | .533- | 1.000 | 1.000 |
| IZD | .281- | .559 | .061- | .165- | .994 | .211 | .188- | .106- | .340- | 1.000 | .100 | .922- | .533- | 1.000 | 1.000 |



232

COEFICIENTES DE CORRELACION ENTRE CANDIDATURAS

PARTIDO JUDICIAL 44-03

| | ABSTN. | DRCHA. | C.DCHA | C.IZDA | IZQDA | ABSTN. | DRCHA. | C.DCHA | C.IZDA | IZQDA | ABSTN. | DRCHA. | C.DCHA | C.IZDA | IZQDA |
|-----|--------|--------|--------|--------|-------|--------|--------|--------|--------|-------|--------|--------|--------|--------|-------|
| AB. | 1.000 | .254- | .132- | .143 | .229 | 1.000 | .132- | .168 | .028- | .059- | 1.000 | .026- | .130- | .053 | .053 |
| DCH | .254- | .999 | .069- | .321- | .260- | .132- | .999 | .731- | .485- | .255 | .026- | 1.000 | .063 | .978- | .978- |
| C.D | .132- | .069- | .999 | .636- | .044 | .168 | .731- | .999 | .241- | .311- | .130- | .063 | .999 | .270- | .270- |
| C.I | .143 | .521- | .636- | 1.000 | .385- | .028- | .485- | .241- | 1.000 | .022 | .053 | .978- | .270- | 1.000 | 1.000 |
| IZD | .229 | .260- | .044 | .385- | .999 | .059- | .255 | .311- | .022 | 1.012 | .053 | .978- | .270- | 1.000 | 1.000 |



233

COEFICIENTES DE CORRELACION ENTRE CANDIDATURAS

PARTIDO JUDICIAL 44-04

| | ABSTN. | DRCHA. | C.DCHA | C.IZDA | IZQRDA | ABSTN. | DRCHA. | C.DCHA | C.IZDA | IZQRDA | ABSTN. | DRCHA. | C.DCHA | C.IZDA | IZQRDA |
|------|--------|--------|--------|--------|--------|--------|--------|--------|--------|--------|--------|--------|--------|--------|--------|
| AB. | 1.000 | .016 | .149 | .015 | .194- | 1.000 | .043- | .168 | .149- | .502 | 1.000 | .198- | .049 | .190 | .190 |
| DCH. | .016 | 1.000 | .019 | .391- | .317- | .043- | 1.000 | .773- | .731- | .075- | .198- | 1.000 | .110- | .984- | .984- |
| C.D. | .149 | .019 | .999 | .561- | .500- | .168 | .773- | 1.000 | .136 | .050 | .049 | .110- | .999 | .063- | .063- |
| C.I. | .015 | .391- | .561- | 1.000 | .196- | .149- | .731- | .136 | 1.000 | .012- | .190 | .984- | .063- | 1.000 | 1.000 |
| IZD. | .194- | .317- | .500- | .196- | .999 | .502 | .075- | .050 | .012- | .999 | .190 | .984- | .063- | 1.000 | 1.000 |



234

COEFICIENTES DE CORRELACION ENTRE CANDIDATURAS

PARTIDO JUDICIAL 44-05

| | ABSTN. | DRCHA. | C.DCHA | C.IZDA | IZQRDA | ABSTN. | DRCHA. | C.DCHA | C.IZDA | IZQRDA | ABSTN. | DRCHA. | C.DCHA | C.IZDA | IZQRDA |
|-----|--------|--------|--------|--------|--------|--------|--------|--------|--------|--------|--------|--------|--------|--------|--------|
| AB. | 1.000 | .212- | .215 | .219- | .364 | .999 | .337 | .005- | .451- | .127 | .999 | .227 | .003 | .235- | .235- |
| DCH | .212- | .999 | .248 | .632- | .239- | .337 | .999 | .726- | .381- | .088 | .227 | 1.000 | .268- | .983- | .983- |
| C.D | .215 | .248 | 1.000 | .696- | .210- | .005- | .726- | .999 | .359- | .019- | .003 | .268- | .999 | .086 | .086 |
| C.I | .219- | .632- | .696- | 1.000 | .277- | .451- | .381- | .359- | .999 | .108- | .235- | .983- | .086 | 1.000 | 1.000 |
| IZD | .364 | .239- | .210- | .277- | .999 | .127 | .088 | .019- | .108- | 1.000 | .235- | .983- | .086 | 1.000 | 1.000 |



232

COEFICIENTES DE CORRELACION ENTRE CANDIDATURAS

PARTIDO JUDICIAL 44-06

| | ABSTN. | DRCHA. | C.DCHA | C.IZDA | IZQRDA | ABSTN. | DRCHA. | C.DCHA | C.IZDA | IZQRDA | ABSTN. | DRCHA. | C.DCHA | C.IZDA | IZQRDA |
|-----|--------|--------|--------|--------|--------|--------|--------|--------|--------|--------|--------|--------|--------|--------|--------|
| AB. | .999 | .211 | .090 | .481 | .578 | 1.000 | .527 | .502 | .088 | .137 | .999 | .485 | .423 | .595 | .595 |
| DCH | .211 | 1.000 | .269 | .412 | .063 | .527 | 1.000 | .662 | .503 | .293 | .485 | 1.000 | .166 | .969 | .969 |
| C.D | .090 | .269 | .999 | .540 | .422 | .502 | .662 | 1.000 | .314 | .260 | .423 | .166 | 1.000 | .080 | .080 |
| C.I | .481 | .412 | .510 | .999 | .248 | .088 | .503 | .314 | .999 | .072 | .595 | .969 | .080 | .999 | .999 |
| IZD | .578 | .063 | .422 | .248 | 1.000 | .137 | .293 | .260 | .072 | .000 | .595 | .969 | .080 | .999 | .999 |



236

COEFICIENTES DE CORRELACION ENTRE CANDIDATURAS

PARTIDO JUDICIAL 44-07

| | ABSTN. | DRCHA. | C.DCHA | C.IZDA | IZQRDA | ABSTN. | DRCHA. | C.DCHA | C.IZDA | IZQRDA | ABSTN. | DRCHA. | C.DCHA | C.IZDA | IZQRDA |
|-----|--------|--------|--------|--------|--------|--------|--------|--------|--------|--------|--------|--------|--------|--------|--------|
| AB. | 1.000 | .270- | .180- | .066- | .168- | 1.000 | .045- | .119 | .099- | .058- | .999 | .098- | .314 | .005- | .005- |
| DCH | .270- | 1.000 | .304 | .535- | .147- | .045- | 1.000 | .783- | .410- | .086 | .098- | 1.000 | .311- | .944- | .944- |
| C.D | .180- | .304 | 1.000 | .640- | .121- | .119 | .783- | 1.000 | .242- | .118- | .314 | .311- | 1.000 | .019- | .019- |
| C.I | .066- | .535- | .640- | .999 | .291- | .099- | .410- | .242- | .999 | .041- | .005- | .944- | .019- | 1.000 | 1.000 |
| IZD | .168- | .147- | .121- | .291- | .999 | .058- | .086 | .118- | .041- | 1.000 | .005- | .944- | .019- | 1.000 | 1.000 |



COEFICIENTES DE CORRELACION ENTRE CANDIDATURAS

PARTIDO JUDICIAL 44-08

| | 1.931 | | | | | 1.933 | | | | | 1.936 | | | | |
|-----|--------|--------|--------|--------|-------|--------|--------|--------|--------|-------|--------|--------|--------|--------|-------|
| | ABSTN. | DRCHA. | C.DCHA | C.IZDA | IZQDA | ABSTN. | DRCHA. | C.DCHA | C.IZDA | IZQDA | ABSTN. | DRCHA. | C.DCHA | C.IZDA | IZQDA |
| AB. | .999 | .119 | .192 | .201- | .080- | .999 | .213 | .320- | .191 | .172 | 1.000 | .031- | .193- | .081 | .081 |
| DCH | .119 | 1.000 | .065- | .190- | .240- | .213 | 1.000 | .821- | .249- | .220 | .031- | 1.000 | .395- | .974- | .974- |
| C.D | .192 | .065- | .999 | .852- | .298- | .320- | .821- | .999 | .346- | .125- | .193- | .395- | .999 | .177 | .177 |
| C.I | .201- | .180- | .852- | 1.000 | .111- | .191 | .249- | .346- | 1.000 | .159- | .081 | .974- | .177 | 1.000 | 1.000 |
| IZD | .080- | .240- | .298- | .111- | .999 | .172 | .220 | .125- | .159- | 1.177 | .081 | .974- | .177 | 1.000 | 1.000 |



238

COEFICIENTES DE CORRELACION ENTRE CANDIDATURAS

PARTIDO JUDICIAL 44-09

| | ABSTN. | DRCHA. | C.DCHA | C.IZDA | IZORDA | ABSTN. | DRCHA. | C.DCHA | C.IZDA | IZORDA | ABSTN. | DRCHA. | C.DCHA | C.IZDA | IZORDA |
|-----|--------|--------|--------|--------|--------|--------|--------|--------|--------|--------|--------|--------|--------|--------|--------|
| AB. | 1.000 | .291- | .067- | .203 | .065- | 1.000 | .446- | .305 | .311 | .003 | .999 | .083- | .177 | .033 | .033 |
| DCH | .291- | 1.000 | .141 | .473- | .066- | .446- | 1.000 | .770- | .585- | .024- | .083- | 1.000 | .400- | .956- | .956- |
| C.D | .067- | .141 | 1.000 | .768- | .228- | .305 | .770- | .999 | .063- | .006 | .177 | .400- | 1.000 | .115 | .115 |
| C.I | .203 | .473- | .788- | 1.000 | .288- | .311 | .585- | .063- | 1.000 | .034- | .033 | .956- | .115 | 1.000 | 1.000 |
| IZD | .065- | .066- | .228- | .768- | 1.000 | .003 | .024- | .006 | .034- | 1.000 | .033 | .956- | .115 | 1.000 | 1.000 |



239

COEFICIENTES DE CORRELACION ENTRE CANDIDATURAS

PARTIDO JUDICIAL 44-10

| | ABSTN. | DRCHA. | C.DCHA. | C.IZDA. | IZQDA. | ABSTN. | DRCHA. | C.DCHA. | C.IZDA. | IZQDA. | ABSTN. | DRCHA. | C.DCHA. | C.IZDA. | IZQDA. |
|------|--------|--------|---------|---------|--------|--------|--------|---------|---------|--------|--------|--------|---------|---------|--------|
| AB. | 1.000 | .294 | .103- | .366- | .430 | .999 | .071 | .104 | .241- | .286 | 1.000 | .025 | .468 | .136- | .136- |
| DCH. | .294 | .999 | .074 | .176- | .037- | .071 | 1.000 | .764- | .684- | .155- | .025 | .999 | .054- | .971- | .971- |
| C.D. | .103- | .074 | 1.000 | .711- | .071- | .104 | .764- | .999 | .053 | .174- | .468 | .054- | 1.000 | .182- | .182- |
| C.I. | .366- | .176- | .711- | 1.000 | .147- | .241- | .684- | .053 | .999 | .415 | .136- | .971- | .182- | 1.000 | 1.000 |
| IZD. | .430 | .037- | .071- | .147- | 1.000 | .286 | .155- | .174- | .415 | .994 | .136- | .971- | .182- | 1.000 | 1.000 |



240

COEFICIENTES DE CORRELACION ENTRE CANDIDATURAS

PARTIDO JUDICIAL 50-01

| | ABSTN. | DRCHA. | C.DCHA. | C.IZDA. | IZQRDA. | ABSTN. | DRCHA. | C.DCHA. | C.IZDA. | IZQRDA. | ABSTN. | DRCHA. | C.DCHA. | C.IZDA. | IZQRDA. |
|------|--------|--------|---------|---------|---------|--------|--------|---------|---------|---------|--------|--------|---------|---------|---------|
| AB. | .999 | .000 | .377- | .377- | .180- | 1.000 | .528 | .047- | .353- | .154- | 1.000 | .375- | .045- | .532- | .532- |
| DCH. | .000 | .000 | .000 | .000 | .000 | .528 | 1.000 | .299- | .488- | .394- | .375- | .999 | .167 | .476- | .476- |
| C.D. | .377- | .000 | 1.000 | 1.000 | .697- | .047- | .299- | .999 | .494- | .329 | .045- | .167 | .999 | .076- | .076- |
| C.I. | .377- | .000 | 1.000 | 1.000 | .697- | .353- | .488- | .494- | .999 | .453- | .532- | .476- | .076- | .999 | .999 |
| IZD. | .180- | .000 | .697- | .697- | 1.000 | .154- | .394- | .329 | .453- | .999 | .532- | .476- | .076- | .999 | .999 |



241

COEFICIENTES DE CORRELACION ENTRE CANDIDATURAS

PARTIDO JUDICIAL 50-02

| | ABSTN. | DRCHA. | C.DCHA. | C.IZDA. | IZQRDA. | ABSTN. | DRCHA. | C.DCHA. | C.IZDA. | IZQRDA. | ABSTN. | DRCHA. | C.DCHA. | C.IZDA. | IZQRDA. |
|------|--------|--------|---------|---------|---------|--------|--------|---------|---------|---------|--------|--------|---------|---------|---------|
| AB. | .999 | .223 | .074- | .074- | .060 | .999 | .309- | .120- | .159 | .001- | 1.000 | .066- | .227 | .023 | .023 |
| DCH. | .223 | .999 | .137- | .137- | .072 | .309- | 1.000 | .624- | .351- | .428- | .066- | 1.000 | .193- | .981- | .981- |
| C.D. | .074- | .137- | 1.000 | 1.000 | .997- | .120- | .624- | .999 | .008- | .028 | .227 | .193- | .999 | .004 | .004 |
| C.I. | .074- | .137- | 1.000 | 1.000 | .997- | .159 | .351- | .008- | 1.000 | .068- | .023 | .981- | .004 | .999 | .999 |
| IZD. | .060 | .072 | .997- | .997- | .999 | .001- | .428- | .028 | .068- | 1.000 | .023 | .981- | .004 | .999 | .999 |



242

COEFICIENTES DE CORRELACION ENTRE CANDIDATURAS

PARTIDO JUDICIAL 50-03

| | 1.931 | | | | | 1.933 | | | | | 1.936 | | | | |
|------|--------|--------|---------|---------|---------|--------|--------|---------|---------|---------|--------|--------|---------|---------|---------|
| | ABSTN. | DRCHA. | C.DCHA. | C.IZDA. | IZQRDA. | ABSTN. | DRCHA. | C.DCHA. | C.IZDA. | IZQRDA. | ABSTN. | DRCHA. | C.DCHA. | C.IZDA. | IZQRDA. |
| AB. | 1.000 | .000 | .307 | .307 | .306- | 1.000 | .400- | .446 | .232- | .171 | .999 | .123 | .070 | .186- | .186- |
| DCH. | .000 | .000 | .000 | .000 | .000 | .400- | 1.000 | .767- | .505- | .065 | .123 | .999 | .486- | .825- | .825- |
| C.D. | .307 | .000 | 1.000 | 1.000 | 1.000 | .446 | .767- | 1.000 | .155 | .471- | .070 | .486- | 1.000 | .091- | .091- |
| C.I. | .307 | .000 | 1.000 | 1.000 | 1.000 | .232- | .505- | .155 | .999 | .381- | .186- | .825- | .091- | .999 | .999 |
| IZD. | .306- | .000 | 1.000 | 1.000 | 1.000 | .171 | .065 | .471- | .381- | .999 | .186- | .825- | .091- | .999 | .999 |



243

COEFICIENTES DE CORRELACION ENTRE CANDIDATURAS

PARTIDO JUDICIAL 50-04

| | 1.931 | | | | | 1.933 | | | | | 1.936 | | | | |
|------|--------|--------|---------|---------|---------|--------|--------|---------|---------|---------|--------|--------|---------|---------|---------|
| | ABSTN. | DRCHA. | C.DCHA. | C.IZDA. | IZQRDA. | ABSTN. | DRCHA. | C.DCHA. | C.IZDA. | IZQRDA. | ABSTN. | DRCHA. | C.DCHA. | C.IZDA. | IZQRDA. |
| AB. | .999 | .000 | .303 | .303 | .303- | 1.000 | .004 | .107 | .042 | .167- | .999 | .061 | .664 | .386- | .386- |
| DCH. | .000 | .000 | .000 | .000 | .000 | .004 | .999 | .657- | .068 | .172- | .061 | 1.000 | .262- | .882- | .882- |
| C.D. | .303 | .000 | .999 | .999 | 1.000- | .107 | .657- | 1.000 | .270- | .426- | .664 | .262- | 1.000 | .222- | .222- |
| C.I. | .303 | .000 | .999 | .999 | 1.000- | .042 | .068 | .270- | 1.000 | .440- | .386- | .882- | .222- | .999 | .999 |
| IZD. | .303- | .000 | 1.000- | 1.000- | 1.000 | .167- | .172- | .426- | .440- | 1.000 | .386- | .882- | .222- | .999 | .999 |



244

COEFICIENTES DE CORRELACION ENTRE CANDIDATURAS

PARTIDO JUDICIAL 50-05

| | ABSTN. | DRCHA. | C.DCHA | C.IZDA | IZQRDA | ABSTN. | DRCHA. | C.DCHA | C.IZDA | IZQRDA | ABSTN. | DRCHA. | C.DCHA | C.IZDA | IZQRDA |
|------|--------|--------|--------|--------|--------|--------|--------|--------|--------|--------|--------|--------|--------|--------|--------|
| AB. | 1.000 | .000 | .113- | .113- | .113 | .999 | .185 | .171- | .009 | .034- | 1.000 | .253 | .046- | .230- | .230- |
| DCH. | .000 | .000 | .000 | .000 | .000 | .185 | 1.000 | .475- | .306- | .430- | .253 | .999 | .002- | .959- | .959- |
| C.D | .113- | .000 | 1.000 | 1.000 | 1.000 | .171- | .475- | 1.000 | .123- | .430- | .046- | .002- | .999 | .279- | .279- |
| C.I | .113- | .000 | 1.000 | 1.000 | 1.000- | .009 | .306- | .123- | 1.000 | .134- | .230- | .959- | .279- | .999 | .999 |
| IZD. | .113- | .000 | 1.000 | 1.000 | .999 | .034- | .430- | .430- | .134- | 1.000 | .230- | .959- | .279- | .999 | .999 |



245

COEFICIENTES DE CORRELACION ENTRE CANDIDATURAS

PARTIDO JUDICIAL 50-06

| | 1.931 | | | | | 1.933 | | | | | | 1.936 | | |
|--------|--------|---------|---------|---------|--------|--------|---------|---------|---------|--------|--------|---------|---------|---------|
| ABSTN. | DRCHA. | C.DCHA. | C.IZDA. | IZQRDA. | ABSTN. | DRCHA. | C.DCHA. | C.IZDA. | IZQRDA. | ABSTN. | DRCHA. | C.DCHA. | C.IZDA. | IZQRDA. |
| AB. | .999 | .000 | .091- | .091- | .091 | 1.000 | .550- | .050 | .207- | .076- | 1.000 | .041- | .279 | .039- |
| DCH. | .000 | .000 | .000 | .000 | .000 | .550- | 1.000 | .371- | .452- | .007- | .041- | 1.000 | .013- | .958- |
| C.D. | .091- | .000 | 1.000 | 1.000 | 1.000 | .050 | .371- | 1.000 | .123 | .355- | .279 | .013- | .999 | .272- |
| C.I. | .091- | .000 | 1.000 | 1.000 | 1.000- | .207- | .452- | .123 | 1.000 | .060- | .039- | .958- | .272- | 1.000 |
| IZD. | .091- | .000 | 1.000 | 1.000 | 1.000 | .076- | .007- | .355- | .060- | 1.000 | .039- | .958- | .272- | 1.000 |



246

COEFICIENTES DE CORRELACION ENTRE CANDIDATURAS

PARTIDO JUDICIAL 50-07

| | 1.931 | 1.933 | 1.936 | | | | | | | | | | | | |
|------|--------|--------|---------|---------|---------|--------|--------|---------|---------|---------|--------|--------|---------|---------|---------|
| | ABSTN. | DRCHA. | C.DCHA. | C.IZDA. | IZQRDA. | ABSTN. | DRCHA. | C.DCHA. | C.IZDA. | IZQRDA. | ABSTN. | DRCHA. | C.DCHA. | C.IZDA. | IZQRDA. |
| AB. | .999 | .000 | .077 | .077 | .077- | .999 | .084- | .247- | .080- | .330 | 1.000 | .106- | .419- | .148 | .148 |
| DCH. | .000 | .000 | .000 | .000 | .000 | .084- | .999 | .463 | .219- | .775- | .106- | .999 | .479 | .994- | .994- |
| C.D. | .077 | .000 | .999 | .999 | 1.000- | .247- | .463 | .999 | .691- | .568- | .419- | .479 | 1.000 | .566- | .566- |
| C.I. | .077 | .000 | .999 | .999 | 1.000- | .080- | .219- | .691- | 1.000 | .090- | .148 | .994- | .566- | 1.000 | 1.000 |
| IZD. | .077- | .000 | 1.000- | 1.000- | .999 | .330 | .775- | .568- | .090- | .999 | .148 | .994- | .566- | 1.000 | 1.000 |



272

COEFICIENTES DE CORRELACION ENTRE CANDIDATURAS

PARTIDO JUDICIAL 50-08

| | ABSTN. | DRCHA. | C.DCHA | C.IZDA | IZQRDA | ABSTN. | DRCHA. | C.DCHA | C.IZDA | IZQRDA | ABSTN. | DRCHA. | C.DCHA | C.IZDA | IZQRDA |
|-----|--------|--------|--------|--------|--------|--------|--------|--------|--------|--------|--------|--------|--------|--------|--------|
| AB. | .999 | .000 | .112- | .112- | .112 | 1.000 | .275 | .347- | .025- | .085 | 1.000 | .030 | .222- | .135 | .135 |
| DCH | .000 | .000 | .000 | .000 | .000 | .275 | .999 | .824- | .196- | .378- | .030 | 1.000 | .339- | .714- | .714- |
| C.D | .112- | .000 | 1.000 | 1.000 | 1.000- | .347- | .824- | 1.000 | .024 | .167- | .222- | .339- | 1.000 | .415- | .415- |
| C.I | .112- | .000 | 1.000 | 1.000 | 1.000- | .025- | .196- | .024 | .999 | .071- | .135 | .714- | .415- | 1.000 | 1.000 |
| IZD | .112 | .000 | 1.000 | 1.000 | 1.000 | .085 | .378- | .167- | .071- | .999 | .135 | .714- | .415- | 1.000 | 1.000 |



248

COEFICIENTES DE CORRELACION ENTRE CANDIDATURAS

PARTIDO JUDICIAL 50-09

| | ABSTN. | DRCHA. | C.DCHA | C.IZDA | IZORDA | ABSTN. | DRCHA. | C.DCHA | C.IZDA | IZORDA | ABSTN. | DRCHA. | C.DCHA | C.IZDA | IZORDA |
|-----|--------|--------|--------|--------|--------|--------|--------|--------|--------|--------|--------|--------|--------|--------|--------|
| AB. | 1.000 | .000 | .236- | .236- | .236 | .999 | .064- | .388- | .129- | .565- | .999 | .369- | .271- | .473 | .473 |
| DCH | .000 | .000 | .000 | .000 | .000 | .064- | .999 | .174- | .094- | .200- | .369- | 1.000 | .109- | .881- | .881- |
| C.D | .236- | .000 | .999 | .999 | 1.000- | .388- | .174- | .999 | .206- | .060- | .271- | .109- | 1.000 | .372- | .372- |
| C.I | .236- | .000 | .999 | .999 | 1.000- | .129- | .094- | .206- | .999 | .181- | .473 | .881- | .372- | 1.000 | 1.000 |
| IZD | .236- | .000 | 1.000- | 1.000- | .999 | .565- | .200- | .060- | .181- | .999 | .473 | .881- | .372- | 1.000 | 1.000 |



249

COEFICIENTES DE CORRELACION ENTRE CANDIDATURAS

PARTIDO JUDICIAL 50-10

| | ABSTN. | DRCHA. | C.DCHA | C.IZDA | IZQRDA | ABSTN. | DRCHA. | C.DCHA | C.IZDA | IZQRDA | ABSTN. | DRCHA. | C.DCHA | C.IZDA | IZQRDA |
|-----|--------|--------|--------|--------|--------|--------|--------|--------|--------|--------|--------|--------|--------|--------|--------|
| AB. | 1.000 | .000 | .541- | .541- | .322- | 1.000 | .261 | .021- | .098- | .220- | 1.000 | .162- | .327- | .191 | .191 |
| DCH | .000 | .000 | .000 | .000 | .000 | .261 | .999 | .664 | .051 | .408- | .162- | 1.000 | .205- | .996- | .996- |
| C.D | .541- | .000 | 1.000 | 1.000 | .538- | .021- | .664- | 1.000 | .405- | .178- | .327- | .205- | .999 | .125 | .125 |
| C.I | .541- | .000 | 1.000 | 1.000 | .538- | .098- | .051 | .405- | .999 | .315- | .191 | .996- | .125 | .999 | .999 |
| IZD | .322- | .000 | .538- | .538- | 1.000 | .220- | .408- | .178- | .315- | 1.000 | .191 | .996- | .125 | .999 | .999 |



250

COEFICIENTES DE CORRELACION ENTRE CANDIDATURAS

PARTIDO JUDICIAL 50-11

| | 1.931 | | | | | 1.933 | | | | | 1.936 | | | | |
|-----|--------|--------|--------|--------|--------|--------|--------|--------|--------|--------|--------|--------|--------|--------|--------|
| | ABSTN. | DRCHA. | C.DCHA | C.IZDA | IZQRDA | ABSTN. | DRCHA. | C.DCHA | C.IZDA | IZQRDA | ABSTN. | DRCHA. | C.DCHA | C.IZDA | IZQRDA |
| AB. | .999 | .000 | .077- | .077- | .077 | .999 | .294 | .247- | .117- | .020- | .999 | .019- | .206- | .080 | .080 |
| DCH | .000 | .000 | .000 | .000 | .000 | .294 | 1.000 | .541- | .128- | .484- | .019- | .999 | .019 | .955- | .955- |
| C.D | .077 | .000 | 1.000 | 1.000 | 1.000 | .247- | .541- | .999 | .166- | .425- | .206- | .019 | 1.000 | .314- | .314- |
| C.I | .077- | .000 | 1.000 | 1.000 | 1.000- | .117- | .128- | .166- | .999 | .005- | .080 | .955- | .314- | .999 | .999 |
| IZD | .077 | .000 | 1.000 | 1.000 | 1.000 | .020- | .484- | .425- | .005- | .999 | .080 | .955- | .314- | .999 | .999 |



COEFICIENTES DE CORRELACION ENTRE CANDIDATURAS

PARTIDO JUDICIAL 50-12

| | ABSTN. | DRCHA. | C.DCHA | C.IZDA | IZQRDA | ABSTN. | DRCHA. | C.DCHA | C.IZDA | IZQRDA | ABSTN. | DRCHA. | C.DCHA | C.IZDA | IZQRDA |
|-----|--------|--------|--------|--------|--------|--------|--------|--------|--------|--------|--------|--------|--------|--------|--------|
| AB. | 1.000 | .000 | .120- | .120- | .120 | 1.000 | .036- | .109- | .239 | .006 | .999 | .296- | .221 | .243 | .243 |
| DCH | .000 | .000 | .000 | .000 | .000 | .036- | 1.000 | .709- | .501- | .251- | .296- | 1.000 | .496- | .928- | .928- |
| C.D | .120- | .000 | 1.000 | 1.000 | .999- | .109- | .709- | .999 | .021 | .282- | .221 | .496- | 1.000 | .137 | .137 |
| C.I | .120- | .000 | 1.000 | 1.000 | .999- | .239 | .501- | .021 | .999 | .078- | .243 | .928- | .137 | 1.000 | 1.000 |
| IZD | .120- | .000 | .999- | .999- | 1.000 | .006 | .251- | .282- | .078- | .999 | .243 | .928- | .137 | 1.000 | 1.000 |



COEFICIENTES DE CORRELACION ENTRE CANDIDATURAS

PARTIDO JUDICIAL 50-13

| | ABSTN. | DRCHA. | C.DCHA | C.IZDA | IZQDA | ABSTN. | DRCHA. | C.DCHA | C.IZDA | IZQDA | ABSTN. | DRCHA. | C.DCHA | C.IZDA | IZQDA |
|------|--------|--------|--------|--------|-------|--------|--------|--------|--------|-------|--------|--------|--------|--------|-------|
| AB. | .999 | .766 | .309- | .309- | .099- | 1.000 | .159 | .047 | .154- | .168- | .999 | .029- | .006- | .032 | .032 |
| DCH. | .766 | .999 | .525- | .525- | .013 | .159 | 1.000 | .379- | .652- | .442- | .029- | 1.000 | .329- | .982- | .982- |
| C.D. | .309- | .525- | .999 | .999 | .857- | .047 | .379- | .999 | .159- | .600- | .006- | .329- | 1.000 | .147 | .147 |
| C.I. | .309- | .525- | .999 | .999 | .857- | .154- | .652- | .159- | 1.000 | .444 | .032 | .982- | .147 | 1.000 | 1.000 |
| IZD. | .099- | .013 | .857- | .857- | 1.000 | .168- | .442- | .600- | .444 | 1.000 | .032 | .982- | .147 | 1.000 | 1.000 |



253

COEFICIENTES DE CORRELACION ENTRE CANDIDATURAS

TAMANO MUNICIPIO 22-01

| | 1.931 | 1.933 | 1.936 | | | | | | | | | | | | |
|-----|--------|--------|--------|--------|--------|--------|--------|--------|--------|--------|--------|--------|--------|--------|--------|
| | ABSTN. | DRCHA. | C.DCHA | C.IZDA | IZORDA | ABSTN. | DRCHA. | C.DCHA | C.IZDA | IZORDA | ABSTN. | DRCHA. | C.DCHA | C.IZDA | IZORDA |
| AB. | 1.000 | .012 | .190- | .078- | .304 | 1.000 | .009 | .188- | .191- | .116- | 1.000 | .157- | .101- | .046 | .046 |
| DCH | .012 | 1.000 | .251- | .165- | .176- | .009 | 1.000 | .581- | .373- | .308- | .157- | 1.000 | .025- | .903- | .903- |
| C.D | .190- | .251- | 1.000 | .740- | .250- | .188- | .581- | 1.000 | .234- | .277- | .101- | .025- | 1.000 | .058- | .058- |
| C.I | .078- | .165- | .740- | 1.000 | .107- | .191- | .373- | .234- | 1.000 | .603- | .046 | .903- | .058- | 1.000 | 1.000 |
| IZD | .304 | .176- | .250- | .107- | 1.000 | .116- | .308- | .277- | .603 | 1.000 | .046 | .903- | .058- | 1.000 | 1.000 |



254

COEFICIENTES DE CORRELACION ENTRE CANDIDATURAS

TAMANO MUNICIPIO 22-02

| | 1.931 | 1.933 | 1.936 | | | | | | | | | | | |
|--------|--------|--------|--------|--------|--------|--------|--------|--------|--------|--------|--------|--------|--------|--------|
| ABSTN. | DRCHA. | C.DCHA | C.IZDA | IZQRDA | ABSTN. | DRCHA. | C.DCHA | C.IZDA | IZQRDA | ABSTN. | DRCHA. | C.DCHA | C.IZDA | IZQRDA |
| AB. | 1.000 | .129 | .181 | .166- | .181- | .999 | .027- | .244 | .203- | .212- | 1.000 | .012- | .346 | .110- |
| DCH | .129 | 1.000 | .061- | .304- | .061- | .027- | 1.000 | .605- | .545- | .541- | .012- | 1.000 | .011 | .838- |
| C.D | .181 | .061- | 1.000 | .078- | .192- | .244 | .605- | 1.000 | .288- | .291- | .346 | .011 | 1.000 | .041- |
| C.I | .166- | .304- | .878- | 1.000 | .104- | .203- | .545- | .288- | 1.000 | .803- | .110- | .838- | .041- | 1.000 |
| IZD | .181- | .061- | .192- | .104- | 1.000 | .212- | .541- | .291- | .803 | 1.000 | .110- | .838- | .041- | 1.000 |



252

COEFICIENTES DE CORRELACION ENTRE CANDIDATURAS

TAMANO MUNICIPIO 22-03

| | ABSTN. | DRCHA. | C.DCHA | C.IZDA | IZQRDA | ABSTN. | DRCHA. | C.DCHA | C.IZDA | IZQRDA | ABSTN. | DRCHA. | C.DCHA | C.IZDA | IZQRDA |
|-----|--------|--------|--------|--------|--------|--------|--------|--------|--------|--------|--------|--------|--------|--------|--------|
| AB. | 1.000 | .025- | .051- | .101- | .208 | .999 | .253 | .206 | .389- | .348- | 1.000 | .084 | .122 | .100- | .100- |
| DCH | .025- | 1.000 | .256- | .091 | .118- | .253 | 1.000 | .395- | .583- | .482- | .084 | 1.000 | .023 | .990- | .990- |
| C.D | .051- | .256- | 1.000 | .695- | .278- | .206 | .395- | 1.000 | .408- | .463- | .122 | .023 | 1.000 | .163- | .163- |
| C.I | .101- | .091 | .695- | 1.000 | .459- | .389- | .583- | .408- | .999 | .562 | .100- | .990- | .163- | .999 | .999 |
| IZD | .208 | .118- | .278- | .459- | 1.000 | .348- | .482- | .463- | .562 | .999 | .100- | .990- | .163- | .999 | .999 |



956

COEFICIENTES DE CORRELACION ENTRE CANDIDATURAS

TAMANO MUNICIPIO 22-04

| | ABSTN. | DRCHA. | C.DCHA. | C.IZDA. | IZORDA. | ABSTN. | DRCHA. | C.DCHA. | C.IZDA. | IZORDA. | ABSTN. | DRCHA. | C.DCHA. | C.IZDA. | IZORDA. |
|------|--------|--------|---------|---------|---------|--------|--------|---------|---------|---------|--------|--------|---------|---------|---------|
| AB. | 1.000 | .050 | .159- | .058 | .040 | .999 | .358 | .303 | .513- | .588- | 1.000 | .063- | .240 | .046 | .046 |
| DCH | .050 | 1.000 | .481 | .500 | .217 | .358 | .999 | .313- | .537- | .648- | .063- | .999 | .040- | .997- | .997- |
| C.D. | .159- | .481 | 1.000 | .855- | .555 | .303 | .313- | 1.000 | .607- | .499- | .240 | .040- | .992 | .029- | .029- |
| C.I | .058 | .500- | .895- | 1.000 | .855- | .513- | .537- | .607- | 1.000 | .915 | .046 | .997- | .029- | .999 | .999 |
| IZD. | .040 | .217 | .555 | .855- | 1.000 | .588- | .648- | .499- | .915 | .999 | .046 | .997- | .029- | .999 | .999 |



COEFICIENTES DE CORRELACION ENTRE CANDIDATURAS

TAMANO MUNICIPIO 44-01

| | ABSTN. | DRCHA. | C.DCHA | C.IZDA | IZQDA | ABSTN. | DRCHA. | C.DCHA | C.IZDA | IZQDA | ABSTN. | DRCHA. | C.DCHA | C.IZDA | IZQDA |
|-----|--------|--------|--------|--------|-------|--------|--------|--------|--------|-------|--------|--------|--------|--------|-------|
| AB. | 1.000 | .239- | .042- | .037- | .061 | 1.000 | .001- | .005 | .003- | .079- | 1.000 | .043 | .112- | .009- | .009- |
| DCH | .239- | 1.000 | .062 | .448- | .273- | .001- | 1.000 | .869- | .341- | .035 | .043 | 1.000 | .273- | .952- | .952- |
| C.D | .042- | .062 | 1.000 | .739- | .116 | .005 | .869- | 1.000 | .166- | .075- | .112- | .273- | 1.000 | .031- | .031- |
| C.I | .037- | .448- | .739- | 1.000 | .220- | .003- | .341- | .166- | 1.000 | .012 | .009- | .952- | .031- | 1.000 | 1.000 |
| IZD | .061 | .273- | .116- | .220- | 1.000 | .079- | .035 | .075- | .012 | 1.000 | .009- | .952- | .031- | 1.000 | 1.000 |



259

COEFICIENTES DE CORRELACION ENTRE CANDIDATURAS

TAMANO MUNICIPIO 44-03

| | 1.931 | | 1.933 | | 1.936 | | | | | | | | | | |
|--------|--------|--------|--------|--------|--------|--------|--------|--------|--------|--------|--------|--------|--------|--------|-------|
| ABSTN. | DRCHA. | C.DCHA | C.IZDA | IZQRDA | ABSTN. | DRCHA. | C.DCHA | C.IZDA | IZQRDA | ABSTN. | DRCHA. | C.DCHA | C.IZDA | IZQRDA | |
| AB. | 1.000 | .194 | .137 | .151- | .079- | 1.000 | .022 | .153 | .234- | .085 | 1.000 | .115 | .072 | .134- | .134- |
| DCH | .194 | 1.000 | .083 | .430- | .105- | .022 | .999 | .712- | .426- | .027 | .115 | 1.000 | .150- | .969- | .969- |
| C.D | .137 | .083 | 1.000 | .766- | .310- | .153 | .712- | 1.000 | .329- | .031- | .072 | .150- | .999 | .094- | .094- |
| C.I | .151- | .430- | .706- | 1.000 | .320- | .234- | .426- | .329- | 1.000 | .057- | .134- | .969- | .094- | 1.000 | 1.000 |
| IZD | .079- | .105- | .310- | .320- | 1.000 | .085 | .027 | .031- | .057- | .999 | .134- | .969- | .094- | 1.000 | 1.000 |



260

COEFICIENTES DE CORRELACION ENTRE CANDIDATURAS

TAMANO MUNICIPIO 44-04

| | 1.931 | 1.933 | 1.936 | | | | | | | | | | | |
|--------|--------|--------|--------|--------|--------|--------|--------|--------|--------|--------|--------|--------|--------|--------|
| ABSTN. | DRCHA. | C.DCHA | C.IZDA | IZORDA | ABSTN. | DRCHA. | C.DCHA | C.IZDA | IZORDA | ABSTN. | DRCHA. | C.DCHA | C.IZDA | IZORDA |
| AB. | 1.000 | .308 | .026- | .187- | .217 | 1.000 | .233 | .430- | .219 | .701 | 1.000 | .094 | .422- | .090 |
| DCH | .308 | .999 | .228 | .628- | .000 | .233 | .999 | .735- | .444- | .202- | .094 | .999 | .438- | .909- |
| C.D | .026- | .228 | 1.000 | .844- | .034 | .430- | .735- | .999 | .279- | .155- | .422- | .438- | .999 | .025 |
| C.I | .187- | .628- | .844- | 1.000 | .321- | .219 | .444- | .279- | .999 | .467 | .090 | .909- | .025 | .999 |
| IZD | .217 | .000 | .034 | .321- | 1.000 | .701 | .202- | .155- | .467 | .995 | .090 | .909- | .025 | .999 |



261

COEFICIENTES DE CORRELACION ENTRE CANDIDATURAS

TAMANO MUNICIPIO 50-01

| | 1.931 | 1.933 | 1.936 | | | | | | | | | | | | |
|--------|--------|--------|--------|--------|--------|--------|--------|--------|--------|--------|--------|--------|--------|--------|-------|
| ABSTN. | DRCHA. | C.DCHA | C.IZDA | IZQRDA | ABSTN. | DRCHA. | C.DCHA | C.IZDA | IZQRDA | ABSTN. | DRCHA. | C.DCHA | C.IZDA | IZQRDA | |
| AB. | 1.000 | .056- | .109- | .109- | .113 | 1.000 | .106- | .169- | .020- | .001- | 1.000 | .015 | .104 | .084- | .084- |
| DCH | .056- | 1.000 | .123- | .123- | .063 | .106- | 1.000 | .654- | .257- | .232- | .015 | 1.000 | .299- | .771- | .771- |
| C.D | .109- | .123- | 1.000 | 1.000 | .998- | .169- | .654- | 1.000 | .079- | .276- | .104 | .299- | 1.000 | .376- | .376- |
| C.I | .109- | .123- | 1.000 | 1.000 | .998- | .020- | .257- | .079- | 1.000 | .083- | .084- | .771- | .376- | 1.000 | 1.000 |
| IZD | .113 | .063 | .998- | .998- | 1.000 | .001- | .232- | .276- | .083- | 1.000 | .084- | .771- | .376- | 1.000 | 1.000 |



26

COEFICIENTES DE CORRELACION ENTRE CANDIDATURAS

TAMANO MUNICIPIO 50-02

| | 1.931 | | 1.933 | | 1.936 | | | | | | | | | | |
|------|--------|--------|---------|---------|---------|--------|--------|---------|---------|---------|--------|--------|---------|---------|---------|
| | ABSTN. | DRCHA. | C.DCHA. | C.IZDA. | IZQRDA. | ABSTN. | DRCHA. | C.DCHA. | C.IZDA. | IZQRDA. | ABSTN. | DRCHA. | C.DCHA. | C.IZDA. | IZQRDA. |
| AB. | 1.000 | .107 | .154- | .154- | .064- | 1.000 | .083 | .061- | .108- | .157- | 1.000 | .040- | .038 | .283- | .283- |
| DCH. | .107 | 1.000 | .053- | .053- | .055- | .083 | 1.000 | .512- | .272- | .400- | .040- | 1.000 | .087- | .828- | .828- |
| C.D. | .154- | .053- | 1.000 | 1.000 | .889- | .061- | .512- | 1.000 | .222- | .139- | .038 | .087- | 1.000 | .210- | .210- |
| C.I. | .154- | .053- | 1.000 | 1.000 | .889- | .108- | .272- | .222- | 1.000 | .276- | .283- | .828- | .210- | 1.000 | 1.000 |
| IZD. | .064- | .055- | .889- | .889- | 1.000 | .157- | .400- | .139- | .276- | 1.000 | .283- | .828- | .210- | 1.000 | 1.000 |



263

COEFICIENTES DE CORRELACION ENTRE CANDIDATURAS

TAMANO MUNICIPIO 50-03

| | ABSTN. | DRCHA. | C.DCHA. | C.IZDA. | IZQRDA. | ABSTN. | DRCHA. | C.DCHA. | C.IZDA. | IZQRDA. | ABSTN. | DRCHA. | C.DCHA. | C.IZDA. | IZQRDA. |
|------|--------|--------|---------|---------|---------|--------|--------|---------|---------|---------|--------|--------|---------|---------|---------|
| AB. | 1.000 | .012- | .070 | .070 | .261- | 1.000 | .118 | .163 | .013- | .283- | 1.000 | .065- | .184 | .006- | .006- |
| DCH. | .012- | 1.000 | .047 | .047 | .156- | .118 | 1.000 | .328- | .318- | .456- | .065- | 1.000 | .010- | .931- | .931- |
| C.D. | .070 | .047 | 1.000 | 1.000 | .920- | .163 | .328- | 1.000 | .371- | .320- | .184 | .010- | 1.000 | .354- | .354- |
| C.I. | .070 | .047 | 1.000 | 1.000 | .920- | .013- | .318- | .371- | 1.000 | .194- | .006- | .931- | .354- | .999 | .999 |
| IZD. | .261- | .156- | .920- | .920- | 1.000 | .283- | .456- | .320- | .194- | 1.000 | .006- | .931- | .354- | .999 | .999 |



264

COEFICIENTES DE CORRELACION ENTRE CANDIDATURAS

TAMANO MUNICIPIO 50-04

| | 1.931 | 1.933 | 1.936 | | | | | | | | | | | |
|--------|--------|---------|---------|---------|--------|--------|---------|---------|---------|--------|--------|---------|---------|---------|
| ABSTN. | DRCHA. | C.DCHA. | C.IZDA. | IZQRDA. | ABSTN. | DRCHA. | C.DCHA. | C.IZDA. | IZQRDA. | ABSTN. | DRCHA. | C.DCHA. | C.IZDA. | IZQRDA. |
| AB. | 1.000 | .113- | .469 | .469 | .449- | .999 | .223 | .161- | .110 | .146- | .999 | .058- | .133- | .103 |
| DCH. | .113- | .999 | .127 | .127 | .224- | .223 | 1.000 | .004 | .097- | .740- | .058- | 1.000 | .001 | .929- |
| C.D. | .469 | .127 | .999 | .999 | .995- | .161- | .004 | 1.000 | .270- | .420- | .133- | .001 | .999 | .370- |
| C.I. | .469 | .127 | .999 | .999 | .995- | .110 | .097- | .270- | .999 | .319- | .103 | .929- | .370- | 1.000 |
| IZD. | .449- | .224- | .995- | .995- | 1.000 | .146- | .740- | .420- | .319- | .999 | .103 | .929- | .370- | 1.000 |



8. Coeficientes de correlación entre el Índice de Orientación del voto (I.O.V.) y el Índice de concentración de la riqueza rústica (I.C.R.R.) a nivel regional, provincial, partido judicial y tamaño de municipio

 CALCULO DE COEFICIENTE DE CORRELACION
 VARIABLES. ORIENTAC.VOTO Y IND.RIQUEZA
 NIVEL. ARAGON
 ** VSD101 ** 19.02.82 PAG. 1 **

 NIVEL COEFICIENTE

 CALCULO DE COEFICIENTE DE CORRELACION
 VARIABLES. ORIENTAC.VOTO Y IND.RIQUEZA
 NIVEL. PROVINCIA
 ** VSD101 ** 19.02.82 PAG. 1 **

 NIVEL COEFICIENTE

 22000 0,0091-
 44000 0,0480-
 50000 0,1179



267

CALCULO DE COEFICIENTE DE CORRELACION
VARIABLES. ORIENTAC.VOTO Y IND.RIQUEZA
NIVEL. PARTIDO JUDICIAL

** VS0101 ** 19.02.82 ** PAG. 1 **

NIVEL YUNTA COEFICIENTE

22001 0,2410-

22002 0,0632-

22003 0,0537-

22004 0,5662-

22005 0,0225-

22006 0,2370-

22007 0,3472-

22008 0,0792-

44001 0,0830-

44002 0,3097-

44003 0,0059-

44004 0,1663-

44005 0,2151-

44006 0,0715-

44007 0,2688-

44008 0,3661-

44009 0,0770-

44010 0,0994-

50001 0,0480-

50002 0,2112-



268

CALCULO DE COEFICIENTE DE CORRELACION
VARIABLES. ORIENTAC.VOTO Y IND.RIQUEZA
NIVEL. PARTIDO JUDICIAL

** VS0101 ** 19.02.82 PAG. 2 **

NIVEL COEFICIENTE

50003 0,1217

50004 0,4687

50005 0,0614

50006 0,1786-

50007 0,4394-

50008 0,3237

50009 0,1454

50010 0,0659

50011 0,0615

50012 0,1308

50013 0,1121



269

CALCULO DE COEFICIENTE DE CORRELACION
VARIABLES. ORIENTAC.VOTO Y IND.RIQUEZA
NIVEL. TAMANO MUNICIPIO

** VSD101** 19.02.82** PAG. 1**

NIVEL YUNTA COEFICIENTE

22001 0,0563-

22002 0,0211-

22003 0,4150-

22004 0,7278-

44001 0,1268-

44002 0,0345-

44003 0,0488-

44004 0,4281-

50001 0,3346-

50002 0,0281-

50003 0,1845-

50004 0,3970-

