

PAPER • OPEN ACCESS

## Extreme renormalisations of dimer eigenmodes by strong light–matter coupling

To cite this article: Thomas J Sturges *et al* 2020 *New J. Phys.* **22** 103001

View the [article online](#) for updates and enhancements.



## PAPER

**Extreme renormalisations of dimer eigenmodes by strong light–matter coupling**

## OPEN ACCESS

RECEIVED  
30 June 2020REVISED  
26 August 2020ACCEPTED FOR PUBLICATION  
15 September 2020PUBLISHED  
1 October 2020

Original content from  
this work may be used  
under the terms of the  
[Creative Commons  
Attribution 4.0 licence](#).

Any further distribution  
of this work must  
maintain attribution to  
the author(s) and the  
title of the work, journal  
citation and DOI.

Thomas J Sturges<sup>1</sup> , Taavi Repän<sup>2</sup> , Charles A Downing<sup>3</sup> , Carsten Rockstuhl<sup>2,4</sup> and  
Magdalena Stobińska<sup>1</sup><sup>1</sup> Institute of Theoretical Physics, University of Warsaw, ul. Pasteura 5, 02-093, Warsaw, Poland<sup>2</sup> Institute of Nanotechnology, Karlsruhe Institute of Technology, 76344 Eggenstein-Leopoldshafen, Germany<sup>3</sup> Departamento de Física de la Materia Condensada, CSIC-Universidad de Zaragoza, Zaragoza E-50009, Spain<sup>4</sup> Institute of Theoretical Solid State Physics, Karlsruhe Institute of Technology, 76131 Karlsruhe, Germany

\* Author to whom any correspondence should be addressed.

E-mail: [sturges.tom@gmail.com](mailto:sturges.tom@gmail.com) and [taavi.repaen@kit.edu](mailto:taavi.repaen@kit.edu)**Keywords:** nanophotonics, strong coupling, tunable metamaterials, quantum opticsSupplementary material for this article is available [online](#)**Abstract**

We explore by theoretical means an extreme renormalisation of the eigenmodes of a dimer of dipolar meta-atoms due to strong light–matter interactions. Firstly, by tuning the height of an enclosing photonic cavity, we can lower the energy level of the symmetric ‘bright’ mode underneath that of the anti-symmetric ‘dark’ mode. This is possible due to the polaritonic nature of the symmetric mode, that shares simultaneously its excitation with the cavity and the dimer. For a heterogeneous dimer, we show that the polariton modes can be smoothly tuned from symmetric to anti-symmetric, resulting in a variable mode localisation from extended throughout the cavity to concentrated around the vicinity of the dimer. In addition, we reveal a critical point where one of the meta-atoms becomes ‘shrouded’, with no response to a driving electric field, and thus the field re-radiated by the dimer is only that of the other meta-atom. We provide an exact analytical description of the system from first principles, as well as full-wave electromagnetic simulations that show a strong quantitative agreement with the analytical model. Our description is relevant for any physical dimer where dipolar interactions are the dominant mechanism.

**1. Introduction**

The electromagnetic environment can alter the physical and chemical properties of atoms, molecules and other emitters. The ability to tailor the states of emitters through strong light–matter interactions could lead to applications in fields as diverse as chemistry, sensing and photonics [1]. Indeed, there have already been concrete demonstrations such as reduced energy losses in photovoltaics [2], increased conductivity of organic semiconductors [3] and enhanced non-radiative energy transfer between spatially separated molecules [4]. It has even led to the development of new research fields such as ‘polaritonic chemistry’ [5–10]. This paradigm can also be exploited in metamaterials. Traditionally, the optical properties of metamaterials are realised by virtue of designing the underlying geometry of optical components [11]. However, instead of ingenious geometrical designs, it has been demonstrated that one can also induce non-trivial, even topological, changes within an optical medium simply by tuning the light–matter interaction strength [12, 13].

In this article, we theoretically demonstrate extreme renormalisations of the eigenmodes of a dimer of dipolar meta-atoms by strong light–matter interactions when placed inside a cavity. We consider dipolar meta-atoms as a prototypical system with the purpose to keep our study as general as possible. Such dipolar meta-atoms can accurately model many artificial systems, such as plasmonic nanoparticles [14, 15],

microwave helical resonators [13], magnonic microspheres [16], as well as Rydberg [17, 18] and cold atoms [19]. They are the simplest building block of more complex systems, yet their interaction with light already presents some fascinating properties. We gain an understanding of such a system with a three-mode analytical model of two point dipoles interacting with the fundamental photonic mode of a cubic metallic cavity.

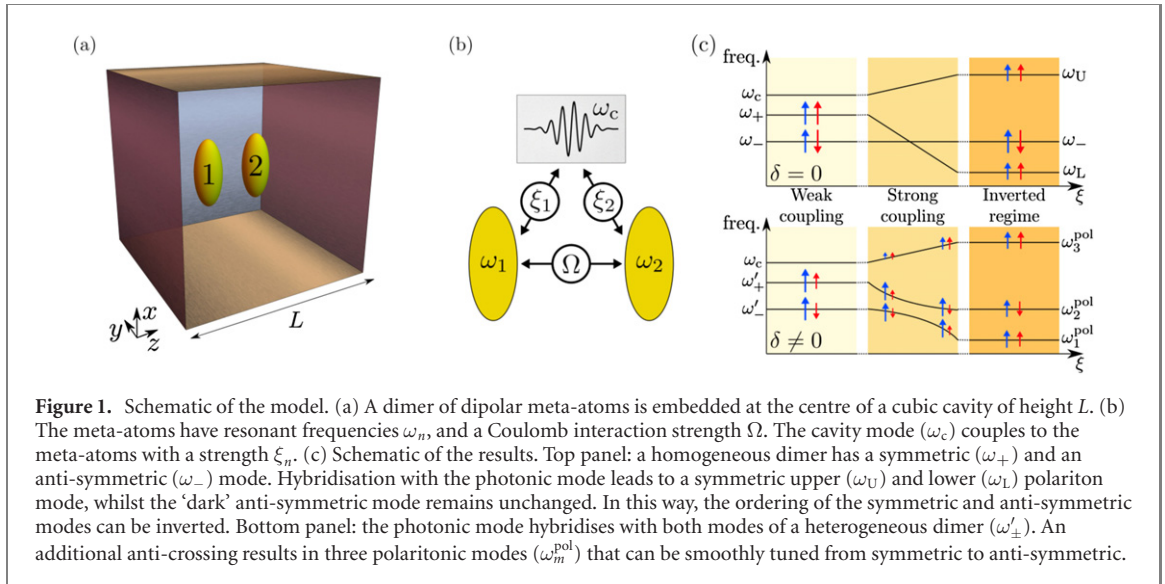
Our general analytical model is enriched by a deeper numerical analysis of a specific physical system: electromagnetic simulations of a dimer of metallic nanospheroids. The numerics also confirm a strong quantitative agreement between the analytical model and full-wave electromagnetic simulations. We choose to focus on nanoparticle dimers as they have already enjoyed a wealth of investigation. The nanoparticle dimer response hybridises into a ‘bright’ bonding and ‘dark’ anti-bonding mode [20], whose frequencies depend on the interparticle separation [21, 22], with a polarisation dependence due to the anisotropic configuration [23]. Interesting effects have been predicted and observed, such as inter-particle separation dependent oscillations in the spectral width [24] and between super- and sub-radiant damping [25], Fano profiles in the near-field coupling [26], and non-linear four-wave mixing [27]. In addition, quantum treatments have studied effects such as tunnelling and screening [28] for closely spaced dimers, as well as the Landau damping that becomes important for very small nanoparticles [29]. We also note that the effect of the photonic environment on the energy splitting between the dark and bright mode has demonstrated to be measurable with current technologies, despite the effect on single particle resonances being very small [30].

We show that the energy of the ‘bright’ symmetric mode of the dimer can be shifted below that of the ‘dark’ anti-symmetric mode, which could have profound consequences for the optical properties of the system, as it removes a non-radiative decay channel of the bright mode. Such a mechanism could be used, for example, to improve the photoluminescence of photonic devices [31]. There is another interesting effect when we consider a heterogeneous dimer, comprised of two meta-atoms with inequivalent resonant frequencies. In this case, there is an anti-crossing not only between the cavity mode and the symmetric mode, but also a second anti-crossing between the symmetric mode and the anti-symmetric mode. This results in two polaritonic modes which can be smoothly transformed from symmetric to anti-symmetric. This also manifests in a tunable mode width, from extended throughout the cavity to concentrated in the immediate vicinity of the dimer. Such a property could be used to transduce bulk changes into localised resonance shifts, and exploited in sensor applications. Moreover, there is a critical ‘shrouded point’ where the polariton mode is neither symmetric nor anti-symmetric. Rather, the field re-radiated by the dimer is near-identical to that of a single meta-atom, as if the other meta-atom was not there. This evokes ideas of metamaterial cloaking such as those investigated by Pendry *et al* [32], although the mechanism here is quite distinct. Whilst the renormalisation of dimer energy levels due to a photonic environment has previously been studied [30], the novelty in our work is the demonstration that the bright and dark energy levels can be completely inverted in the strong coupling regime, as well as the existence of a novel ‘shrouded point’.

The rest of this article is organised as follows. Section 2 outlines the key concepts, expected qualitative results, and introduces the analytical model. Section 3 introduces the system investigated numerically. A dimer of metallic nanospheroids is used as a case study for deeper analysis, whereas the analytical results can be generalised to many other systems. Section 4 presents the results pertaining to a homogeneous dimer such as the inversion of the energies of the symmetric and anti-symmetric eigenmodes; whereas section 5 discusses the heterogeneous dimer properties, such as polariton modes with a tunable weighting of symmetric and anti-symmetric components. We provide an overview and outlook in section 6. The supplementary material (<https://stacks.iop.org/NJP/22/103001/mmedia>) [33] contains a detailed derivation of our Hamiltonian from first principles, further discussions on the validity of our assumptions, and examines the effects of gain and loss.

## 2. Analytical model

For simplicity, we model the photonic cavity as a cubic metal box with height  $L$ , see figure 1(a). We consider the meta-atoms as two point dipoles, separated by a distance  $d$ , centred in the cavity at  $\mathbf{r}_n = (L/2)(1, 1, 1 + (-1)^n d/L)$ , where  $n \in \{1, 2\}$  labels the meta-atoms. The dipoles are associated with bosonic excitations with a resonance frequency  $\omega_n$ , and corresponding creation operators  $b_n^\dagger$ . We consider small cavities such that there is no spectral overlap between the resonances of different electromagnetic eigenmodes, with the spacing between these resonances much larger than the splitting between the dimer eigenfrequencies [33]. In this way, we can consider the cavity as single mode and tune the cavity height such that the fundamental cavity mode, with frequency  $\omega_c = \pi c\sqrt{2}/L$  (with  $c$  the speed of light in vacuum) and creation operator  $c^\dagger$ , is in near-resonance with the dipole resonant frequencies, see figure 1(b). In the



rotating-wave approximation [34], and in the basis  $\Psi = (b_1, b_2, c)$ , the matrix Hamiltonian reads

$$\mathcal{H}_\Psi = \left( \begin{array}{c|c} \mathcal{H}_{\text{dp}} & \begin{array}{c} i\xi_1 \\ i\xi_2 \end{array} \\ \hline \begin{array}{c} -i\xi_1 \\ -i\xi_2 \end{array} & \omega_c \end{array} \right), \quad (1)$$

$$\mathcal{H}_{\text{dp}} = \begin{pmatrix} \omega_1 & \Omega \\ \Omega & \omega_2 \end{pmatrix}. \quad (2)$$

Here,  $\Omega = \sqrt{\Omega_1 \Omega_2}$  parameterises the quasistatic Coulomb interactions, where  $\Omega_n = (\omega_n/2)(a_n/d)^3$ , with  $a_n$  a length scale that characterises the strength of dipolar excitations. A full derivation of the Hamiltonian from first principles is laid out in the supplementary material [33]. The coupling constants  $\xi_n$  between the cavity mode and each meta-atom (labelled by  $n$ ) can be analytically expressed as [33]

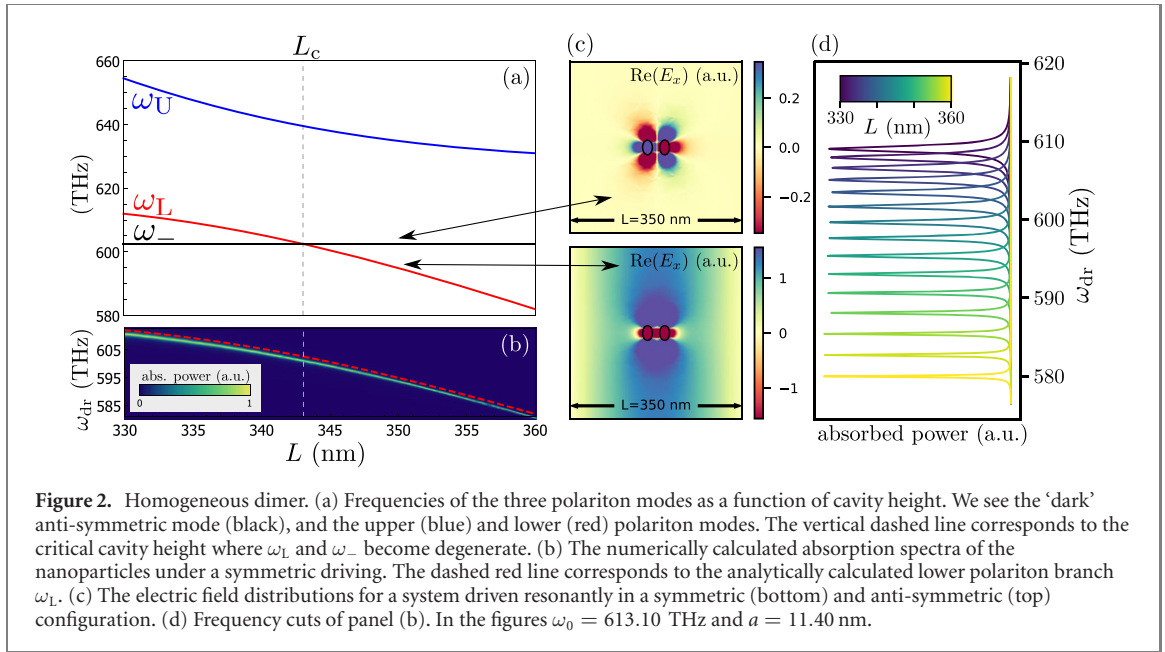
$$\xi_n = \left( 8\pi \frac{\Omega_n d^3}{\omega_c L^3} \right)^{1/2} \cos\left(\frac{\pi d}{2L}\right). \quad (3)$$

We note that if the cavity height becomes too small than the dipole approximation breaks down. For closely spaced particles we thus require  $L \gg d$ . Under this assumption,  $\xi_n$  is a monotonically decreasing function of  $L$ . For the parameters we will consider in this work,  $\xi_n \propto 1/L$  to a good degree of accuracy. We must also be careful not to extend this model to arbitrarily large cavity heights where the single cavity mode approximation fails [33]. Gain and loss can be easily incorporated with e.g. a Lindblad master equation approach [33]. In this case, the (Hermitian) eigenvalue spectrum still dictates the absorption peaks in the spectra, but the intensity and widths are determined by the details of driving and dissipation; and of course one must ensure that dissipation does not induce a transition from strong to weak coupling.

### 3. Electromagnetic simulations

The analytical model is augmented by focusing on a specific physical system of metallic nanoparticles, analysed using full-wave finite element simulations (implemented with JCMsuite software). We have checked that strong light–matter coupling, and the results discussed herein, can be achieved by embedding the nanoparticles in a metallic cavity made of gold (Au) Fabry–Pérot mirrors with a  $\text{SiO}_2$  spacer layer [35]. However, for the sake of simplicity and easy comparison with the analytical model, we model the cavity with perfect electric conductor boundary conditions. For dipolar meta-atoms, we consider metallic ellipsoidal particles (with semi-axes  $R_x = 15$  nm and  $R_y = R_z = 10$  nm), where the relative permittivity is given by a simple Drude model

$$\varepsilon_n(\omega) = 1 - \frac{\omega_p^2}{\omega^2 + i\gamma_n}, \quad (4)$$



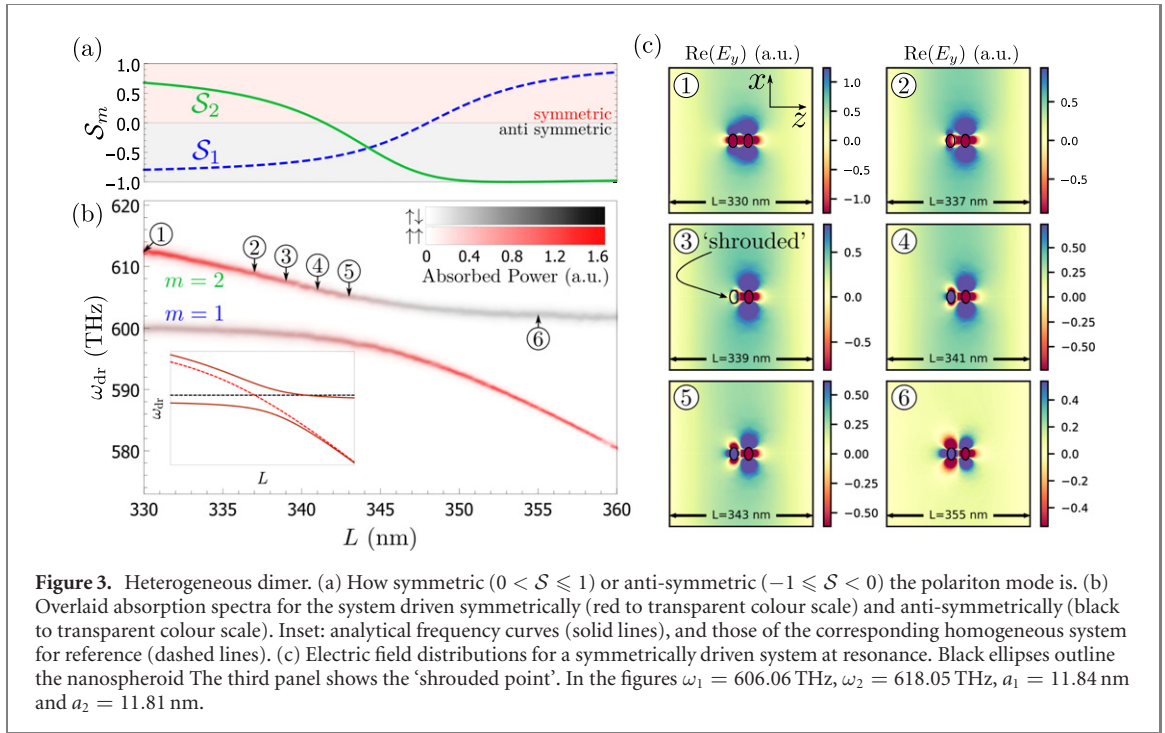
with parameters  $\omega_p$  and  $\gamma$  chosen such that permittivity at a wavelength of 500 nm is  $-3.6 + 0.01i$ . Centre-to-centre distance between the particles is 35 nm. The system is excited with two dipole sources with equal dipole moments, placed at  $(\pm 77.5 \text{ nm}, 0, 0)$ . These dipoles can be either parallel or antiparallel to each other, thus allowing to excite either the bright or the dark mode of the system. We then perform frequency sweeps for each cavity height, and by using the simulated fields, calculate the total power absorbed by the particles. This allows us to identify the system resonances and plot field distributions of various modes.

#### 4. Homogeneous dimer

Let us first consider an isolated homogeneous dimer, made from meta-atoms with the same resonance frequencies  $\omega_n \equiv \omega_0$  and length scales  $a_n \equiv a$ , and thus the same light–matter couplings  $\xi_n \equiv \xi$ . In this case, the dipolar Hamiltonian  $\mathcal{H}_{dp}$  in equation (2) is diagonalised by the operators  $\alpha_{\pm} = (1/\sqrt{2})(b_1 \pm b_2)$  with eigenfrequencies  $\omega_{\pm} = \omega_0 \pm \Omega$ , corresponding to a higher energy symmetric mode with aligned dipoles ( $\uparrow\uparrow$ ) and a lower energy anti-symmetric mode with anti-aligned dipoles ( $\uparrow\downarrow$ ). Often, these modes are referred to as the ‘bright’ and ‘dark’ modes due to their finite and vanishing total dipole moment respectively in the far-field.

Indeed, the anti-symmetric ‘dark’ ( $\omega_-$ ) mode has no coupling to the cavity mode and remains an eigenmode of the full light–matter Hamiltonian  $\mathcal{H}_{\Psi}$ . This can be intuitively understood with symmetry arguments, by considering that an excitation of the symmetric cavity mode is incapable of subsequently exciting an anti-symmetric dimer mode. On the other hand, the hybridisation between the cavity and symmetric dipolar ( $\omega_+$ ) mode results in a Rabi-splitting of magnitude  $\Omega_R = \sqrt{(\omega_+ - \omega_c)^2/4 + 2\xi^2}$  and a (symmetric) upper and lower polariton eigenmode with frequencies  $\omega_{U,L} = (1/2)(\omega_+ + \omega_c) \pm \Omega_R$ . Note that the conventional strong-coupling criteria  $\Omega_R > (\gamma_1 + \gamma_2)/2$  is satisfied for the damping rates chosen in the numerical model. The Rabi splitting causes the symmetric lower polariton mode to decrease lower in energy as we increase the cavity height, see figure 2(a). In fact there is a critical cavity height  $L_c$  where the symmetric (lower polariton) and anti-symmetric (dark) mode become degenerate. This occurs when the Rabi frequency equals a certain detuning  $\Delta = (1/2)(\omega_+ + \omega_c) - \omega_-$ , namely the detuning between the dark mode and the average frequency of the bright and photon mode. For larger cavity heights,  $L > L_c$ , the energies of the symmetric and anti-symmetric mode become inverted.

Figure 2(b) overlays the analytical model and the full electromagnetic simulations. Note that there are no fitting parameters here. Rather we extract  $\omega_0$  and  $\omega_+$  from the resonance peaks of simulations for a single particle and dimer in free space respectively, which via the expression for  $\Omega$  also tells us the value of  $a$ . The colour scale corresponds to the absorbed power in the metallic nanospheroids as a function of the driving frequency  $\omega_{dr}$  of symmetrically driven point dipoles which are used to excite the system. We see that the peaks of these data follow the same trend as the (lower polariton) symmetric mode  $\omega_L$ . There is no absorption peak at the energy of the dark mode as this anti-symmetric mode is not excited by the symmetric driving. Cuts at fixed cavity height are displayed in figure 2(d) showing in more detail how the



intensity spectrum shifts with cavity height. Such data is likely the most convenient to compare to possible experimental implementations. In addition, figure 2(c) shows the electric field distribution  $\text{Re}(E_y)$  for a system driven resonantly in a symmetric (bottom panel) and anti-symmetric (top panel) configuration. We clearly see the hybrid light–matter nature of the symmetric mode, with the field intensity pattern extending across the whole cavity; whereas the anti-symmetric mode has a field pattern that is near-identical to its free-space counterpart, and concentrated in the vicinity of the dimer.

## 5. Heterogeneous dimer

There is no completely ‘dark’ mode of a heterogeneous dimer, where  $\omega_1 \neq \omega_2$  in equation (2). In this case, the cavity mode hybridises with both dimer eigenmodes, leading to three polariton bands with an additional anti-crossing and some new physics to consider. To start our investigation, it is enlightening to rotate the full Hamiltonian  $\mathcal{H}_\Psi$  into the basis of symmetric and anti-symmetric operators. These operators  $\alpha_\pm = (1/\sqrt{2})(b_1 \pm b_2)$  are the very same which diagonalised the homogeneous dipolar Hamiltonian. Thus in the basis  $\alpha = (\alpha_+, \alpha_-, c)$  the Hamiltonian reads

$$\mathcal{H}_\alpha = \begin{pmatrix} \omega_+ & \delta & i\xi_+ \\ \delta & \omega_- & i\xi_- \\ -i\xi_+ & -i\xi_- & \omega_c \end{pmatrix}, \quad (5)$$

where we now define  $\omega_0 = (1/2)(\omega_1 + \omega_2)$  as the average of the resonance frequencies of the two meta-atoms, and  $\delta = (1/2)(\omega_1 - \omega_2)$  is the deviation from the average. We see that the light–matter coupling  $\xi_\pm = (1/\sqrt{2})(\xi_1 \pm \xi_2)$  is large for the symmetric mode and small for the anti-symmetric mode. In this sense the symmetric mode is ‘brighter’ whilst the other is ‘darker’.

As with the homogeneous dimer, the Rabi-splitting between the photonic mode and symmetric dimer mode causes the (originally) symmetric polariton mode to decrease in energy as the cavity height increases, whilst the (originally) anti-symmetric polariton mode has a small unimportant light–matter coupling. The key qualitative difference is that the frequency difference between the single particle resonances leads to an additional anti-crossing between the symmetric and anti-symmetric dimer mode. This can be clearly seen in the inset of figure 3(b), which shows the dark anti-symmetric mode and the symmetric lower polariton mode of the homogeneous dimer (dashed lines), as well as the polariton bands that arise from the hybridisation between these two modes for a heterogeneous dimer (solid lines). We note that the third polariton mode (not shown) is near-identical to the upper polariton mode of the homogeneous dimer (blue curve in figure 2(a)), as a result of the weak coupling to the anti-symmetric dimer mode.

The result of the hybridisation between the anti/symmetric modes is that the polariton eigenmodes are neither fully symmetric nor anti-symmetric, and in-fact can be smoothly tuned from symmetric to anti-symmetric. To quantify how (anti-)symmetric a mode is we introduce the measure

$$\mathcal{S}_m = \frac{|v_{m+}|^2 - |v_{m-}|^2}{|v_{m+}|^2 + |v_{m-}|^2}, \quad (6)$$

where  $\mathbf{v}_m = (v_{m+}, v_{m-}, v_{mc})$  is the eigenvector of the Hamiltonian  $\mathcal{H}_\alpha$  corresponding to the  $m$ th eigenvalue (ordered in increasing energy). A value of  $\mathcal{S}_m = \pm 1$  corresponds to a fully symmetric and anti-symmetric mode respectively. Figure 3(a) explicitly shows how  $\mathcal{S}_m$  varies from positive to negative (and vice versa) for the first and second polariton modes.

Figure 3(b) shows electromagnetic simulations of the response of the system to both a symmetric and an anti-symmetric driving. Here, the nanoparticles have the same dimensions, and we alter the plasma frequency to obtain inequivalent single particle resonances; see equation (4). It would correspond to a dimer made from different materials [36]. Specifically, figure 3(b) shows the absorption under a symmetric drive (red), overlaid on the absorption under an anti-symmetric drive (black). By plotting the absorbed power in both cases we observe how the anti/symmetric makeup of the polariton eigenmode influences the response of the system depending on the symmetry of the driving. Figure 3(c) further highlights the tunable polariton modes. As the cavity height is increased, the second polariton mode changes from symmetric to anti-symmetric, resulting in an electric field distribution that contracts from extended throughout the cavity to concentrated in the vicinity of the dimer.

The third panel of figure 3(c) shows the critical cavity height  $L = 339$  nm when the left meta-atom becomes ‘shrouded’. No electric field is excited on the left nanospheroid in response to the symmetric driving field, and the field re-radiated from the dimer is that only of a single meta-atom. Which meta-atom becomes shrouded is determined by that one with a higher (respectively lower) single meta-atom resonance frequency, when driving the system at the resonance of the lower  $m = 1$  (respectively middle  $m = 2$ ) polariton branch. In the analytical model this corresponds to  $\mathcal{S} = 0$ , when the polariton eigenmode has an equal weight of both the symmetric and anti-symmetric mode ( $v_{2+} = -v_{2-}$  and thus is a linear superposition of  $b_2$  and  $c$ ). Interestingly this means that the cavity has renormalised the field of a dimer to resemble that of a single meta-atom.

## 6. Discussion

We have demonstrated an extreme renormalisation of the energies of an interacting dimer of meta-atoms due to strong light–matter interactions, simply by tuning the height of an enclosing photonic cavity. For a homogeneous dimer this resulted in an inversion of the ordering of the symmetric and anti-symmetric modes; a striking fundamental demonstration that one can impart non-trivial changes to the optical properties of metamaterials, without altering the underlying geometry or symmetry of the constituents. Indeed a similar mechanism has recently been proposed to significantly enhance the photoluminescence efficiency of carbon nanotubes by removing non-radiative decay channels to a dark exciton state [31].

In the case of a heterogeneous dimer we have seen that the polariton modes can be smoothly tuned from symmetric to anti-symmetric, resulting in a tunable mode width that varies from extended throughout the cavity to concentrated around the vicinity of the dimer. There is also a critical cavity height where one of the meta-atoms becomes ‘shrouded’. The mode is neither symmetric nor anti-symmetric, in fact the electric field re-radiated by the dimer resembles that of a single meta-atom, almost as if one of the meta-atoms was not there.

These phenomena should be realisable in any physical dimer where the interactions between the emitters are predominantly dipolar. In fact, qualitatively similar results should be possible in any system where one can independently tune the cavity–emitter interactions and emitter–emitter interactions. As one example, we provided full electromagnetic simulations of metallic nanoparticles. These results were in strong quantitative agreement with the analytical model derived from first principles, with no fitting parameters, showing that the simple point dipole model captured the key physics.

Our results highlight the incredible tunability offered by strong light–interactions of meta-atoms; which could find use in e.g. plasmonic transducers and sensors [37, 38]. Indeed, our scheme offers opportunities for sensing devices that transduce a change in a bulk property affecting the extended cavity mode, to that of a localised resonance shift of the dimer. Moving forward, it could be interesting to investigate quantum effects such as a possible enhancement or modulation of entanglement effects, similarly to that reported for magnons [39].

## Acknowledgments

TS and MS were supported by the Foundation for Polish Science ‘First Team’ project No. POIR.04.04.00-00-220E/16-00 (originally: FIRST TEAM/2016-2/17). CD acknowledges support from the Juan de la Cierva program (MINECO, Spain). TR and CR were supported by the Helmholtz program Science and Technology of Nanosystems (STN), by the Deutsche Forschungsgemeinschaft (DFG, German Research Foundation) under Germany’s Excellence Strategy via the Excellence Cluster 3D Matter Made to Order (EXC-2082/1-390761711), and by the Carl Zeiss Foundation through the Carl-Zeiss-Focus@HEiKA. TR and CR are also grateful to the company JCMwave for their free provision of the FEM Maxwell solver JCMsuite.

## ORCID iDs

Thomas J Sturges  <https://orcid.org/0000-0003-1320-2843>

Taavi Repän  <https://orcid.org/0000-0001-6596-2022>

Charles A Downing  <https://orcid.org/0000-0002-0058-9746>

## References

- [1] Dovzhenko D S, Ryabchuk S V, Rakovich Y P and Nabiev I R 2018 Light–matter interaction in the strong coupling regime: configurations, conditions, and applications *Nanoscale* **10** 3589–605
- [2] Nikolis V C *et al* 2019 Strong light-matter coupling for reduced photon energy losses in organic photovoltaics *Nat. Commun.* **10** 3706
- [3] Orgiu E *et al* 2015 Conductivity in organic semiconductors hybridized with the vacuum field *Nat. Mater.* **14** 1123–9
- [4] Zhong X, Chervy T, Zhang L, Thomas A, George J, Genet C, Hutchison J A and Ebbesen T W 2017 Energy transfer between spatially separated entangled molecules *Angew. Chem., Int. Ed.* **56** 9034–8
- [5] Hertzog M, Wang M, Mony J and Börjesson K 2019 Strong light–matter interactions: a new direction within chemistry *Chem. Soc. Rev.* **48** 937–61
- [6] Herrera F and Spano F C 2016 Cavity-controlled chemistry in molecular ensembles *Phys. Rev. Lett.* **116** 238301
- [7] Kowalewski M, Bennett K and Mukamel S 2016 Cavity femtochemistry: manipulating nonadiabatic dynamics at avoided crossings *J. Phys. Chem. Lett.* **7** 2050–4
- [8] Feist J, Galego J and Garcia-Vidal F J 2018 Polaritonic chemistry with organic molecules *ACS Photon.* **5** 205–16
- [9] Herrera F and Owrutsky J 2020 Molecular polaritons for controlling chemistry with quantum optics *J. Chem. Phys.* **152** 100902
- [10] Flick J, Ruggenthaler M, Appel H and Rubio A 2017 Atoms and molecules in cavities, from weak to strong coupling in quantum-electrodynamics (qed) chemistry *Proc. Natl Acad. Sci. USA* **114** 3026–34
- [11] Liu Y and Zhang X 2011 Metamaterials: a new frontier of science and technology *Chem. Soc. Rev.* **40** 2494–507
- [12] Downing C A, Sturges T J, Weick G, Stobińska M and Martín-Moreno L 2019 Topological phases of polaritons in a cavity waveguide *Phys. Rev. Lett.* **123** 217401
- [13] Mann C-R, Sturges T J, Weick G, Barnes W L and Mariani E 2018 Manipulating type-I and type-II Dirac polaritons in cavity-embedded honeycomb metasurfaces *Nat. Commun.* **9** 2194
- [14] Kelly K L, Coronado E, Zhao L L and Schatz G C 2003 The optical properties of metal nanoparticles: the influence of size, shape, and dielectric environment *J. Phys. Chem. B* **107** 668–77
- [15] Fruhnert M *et al* 2015 Synthesis, separation, and hypermethod characterization of gold nanoparticle dimers connected by a rigid rod linker *J. Phys. Chem. C* **119** 17809–17
- [16] Pirmoradian F, Zare Rameshti B, Miri M and Saeidian S 2018 Topological magnon modes in a chain of magnetic spheres *Phys. Rev. B* **98** 224409
- [17] de Léséleuc S, Lienhard V, Scholl P, Barredo D, Weber S, Lang N, Büchler H P, Lahaye T and Browaeys A 2019 Observation of a symmetry-protected topological phase of interacting bosons with Rydberg atoms *Science* **365** 775–80
- [18] Browaeys A, Barredo D and Lahaye T 2016 Experimental investigations of dipole–dipole interactions between a few Rydberg atoms *J. Phys. B: At. Mol. Opt. Phys.* **49** 152001
- [19] Perczel J, Borregaard J, Chang D E, Pichler H, Yelin S F, Zoller P and Lukin M D 2017 Topological quantum optics in two-dimensional atomic arrays *Phys. Rev. Lett.* **119** 023603
- [20] Nordlander P, Oubre C, Prodan E, Li K and Stockman M I 2004 Plasmon hybridization in nanoparticle dimers *Nano Lett.* **4** 899–903
- [21] Rechberger W, Hohenau A, Leitner A, Krenn J R, Lamprecht B and Aussenegg F R 2003 Optical properties of two interacting gold nanoparticles *Opt. Commun.* **220** 137–41
- [22] Cunningham A, Mühlig S, Rockstuhl C and Bürgi T 2011 Coupling of plasmon resonances in tunable layered arrays of gold nanoparticles *J. Phys. Chem. C* **115** 8955–60
- [23] Tamaru H, Kuwata H, Miyazaki H T and Miyano K 2002 Resonant light scattering from individual ag nanoparticles and particle pairs *Appl. Phys. Lett.* **80** 1826–8
- [24] Olk P, Renger J, Wenzel M T and Eng L M 2008 Distance dependent spectral tuning of two coupled metal nanoparticles *Nano Lett.* **8** 1174–8
- [25] Dahmen C, Schmidt B and von Plessen G 2007 Radiation damping in metal nanoparticle pairs *Nano Lett.* **7** 318–22
- [26] Bachelier G, Russier-Antoine I, Benichou E, Jonin C, Del Fatti N, Vallée F and Brevet P-F 2008 Fano profiles induced by near-field coupling in heterogeneous dimers of gold and silver nanoparticles *Phys. Rev. Lett.* **101** 197401
- [27] Danckwerts M and Novotny L 2007 Optical frequency mixing at coupled gold nanoparticles *Phys. Rev. Lett.* **98** 026104
- [28] Zuloaga J, Prodan E and Nordlander P 2009 Quantum description of the plasmon resonances of a nanoparticle dimer *Nano Lett.* **9** 887–91



- [29] Brandstetter-Kunc A, Weick G, Weinmann D and Jalabert R A 2015 Decay of dark and bright plasmonic modes in a metallic nanoparticle dimer *Phys. Rev. B* **91** 035431
- [30] Downing C A, Mariani E and Weick G 2017 Radiative frequency shifts in nanoplasmonic dimers *Phys. Rev. B* **96** 155421
- [31] Shahnazaryan V A, Saroka V A, Shelykh I A, Barnes W L and Portnoi M E 2019 Strong light–matter coupling in carbon nanotubes as a route to exciton brightening *ACS Photon.* **6** 904–14
- [32] Pendry J B, Schurig D and Smith D R 2006 Controlling electromagnetic fields *Science* **312** 1780–2
- [33] See supplementary material for the derivation of equation (1) from first principles, an analysis of the regimes of validity, and the effects of gain and loss.
- [34] Hopfield J J 1958 Theory of the contribution of excitons to the complex dielectric constant of crystals *Phys. Rev.* **112** 1555–67
- [35] Baranov D G, Munkhbat B, Zhukova E, Bisht A, Canales A, Rousseaux B, Johansson G, Antosiewicz T J and Shegai T 2020 Ultrastrong coupling between nanoparticle plasmons and cavity photons at ambient conditions *Nat. Commun.* **11** 2715
- [36] Cunningham A, Mühlig S, Rockstuhl C and Bürgi T 2012 Exciting bright and dark eigenmodes in strongly coupled asymmetric metallic nanoparticle arrays *J. Phys. Chem. C* **116** 17746–52
- [37] Du W, Wang T, Chu H-S and Nijhuis C A 2017 Highly efficient on-chip direct electronic–plasmonic transducers *Nat. Photon.* **11** 623–7
- [38] Li M, Cushing S K and Wu N 2015 Plasmon-enhanced optical sensors: a review *Analyst* **140** 386–406
- [39] Yuan H Y, Zheng S, Ficek Z, He Q Y and Yung M-H 2020 Enhancement of magnon–magnon entanglement inside a cavity *Phys. Rev. B* **101** 014419